



Spot Marking Paint- White, Grey, Cream

Signet Pty Ltd

Chemwatch: 72-2592

Version No: 4.1

Safety Data Sheet according to WHS Regulations (Hazardous Chemicals) Amendment 2020 and ADG requirements

Chemwatch Hazard Alert Code: 4

Issue Date: 23/12/2022

Print Date: 02/04/2023

L.GHS.AUS.EN.RISK

SECTION 1 Identification of the substance / mixture and of the company / undertaking

Product Identifier

| | |
|-------------------------------|--|
| Product name | Spot Marking Paint- White, Grey, Cream |
| Chemical Name | Not Applicable |
| Synonyms | Item Number :11806, 11808, 11818 |
| Proper shipping name | AEROSOLS |
| Chemical formula | Not Applicable |
| Other means of identification | Not Available |

Relevant identified uses of the substance or mixture and uses advised against

| | |
|--------------------------|--|
| Relevant identified uses | Use according to manufacturer's directions. Application is by spray atomisation from a hand held aerosol pack |
|--------------------------|--|

Details of the manufacturer or supplier of the safety data sheet

| | |
|-------------------------|--|
| Registered company name | Signet Pty Ltd |
| Address | 56 Ingleston Road Wakerley QLD 4154 Australia |
| Telephone | +61 7 3364 2100 |
| Fax | +1 300 304 305 |
| Website | www.signet.net.au |
| Email | sales@signet.net.au |

Emergency telephone number

| | |
|-----------------------------------|-------------------------------------|
| Association / Organisation | CHEMWATCH EMERGENCY RESPONSE (24/7) |
| Emergency telephone numbers | +61 1800 951 288 |
| Other emergency telephone numbers | +61 3 9573 3188 |

Once connected and if the message is not in your preferred language then please dial 01

SECTION 2 Hazards identification

Classification of the substance or mixture

| | |
|-------------------------------|---|
| Poisons Schedule | Not Applicable |
| Classification ^[1] | Aerosols Category 1, Skin Corrosion/Irritation Category 2, Serious Eye Damage/Eye Irritation Category 2A, Specific Target Organ Toxicity - Single Exposure (Narcotic Effects) Category 3, Germ Cell Mutagenicity Category 2, Specific Target Organ Toxicity - Repeated Exposure Category 2, Hazardous to the Aquatic Environment Long-Term Hazard Category 3 *LIMITED EVIDENCE |
| Legend: | 1. Classified by Chemwatch; 2. Classification drawn from HCIS; 3. Classification drawn from Regulation (EU) No 1272/2008 - Annex VI |

Spot Marking Paint- White, Grey, Cream

Label elements

| | |
|---------------------|---|
| Hazard pictogram(s) |    |
|---------------------|---|

| | |
|-------------|---------------|
| Signal word | Danger |
|-------------|---------------|

Hazard statement(s)

| | |
|-----------|--|
| AUH044 | Risk of explosion if heated under confinement. |
| H222+H229 | Extremely flammable aerosol. Pressurized container: may burst if heated. |
| H315 | Causes skin irritation. |
| H319 | Causes serious eye irritation. |
| H336 | May cause drowsiness or dizziness. |
| H341 | Suspected of causing genetic defects. |
| H373 | May cause damage to organs through prolonged or repeated exposure. |
| H412 | Harmful to aquatic life with long lasting effects. |

*LIMITED EVIDENCE

Precautionary statement(s) General

| | |
|------|---|
| P101 | If medical advice is needed, have product container or label at hand. |
| P102 | Keep out of reach of children. |
| P103 | Read carefully and follow all instructions. |

Precautionary statement(s) Prevention

| | |
|------|--|
| P201 | Obtain special instructions before use. |
| P210 | Keep away from heat, hot surfaces, sparks, open flames and other ignition sources. No smoking. |
| P211 | Do not spray on an open flame or other ignition source. |
| P251 | Do not pierce or burn, even after use. |
| P260 | Do not breathe mist/vapours/spray. |
| P271 | Use only outdoors or in a well-ventilated area. |
| P280 | Wear protective gloves, protective clothing, eye protection and face protection. |
| P273 | Avoid release to the environment. |
| P264 | Wash all exposed external body areas thoroughly after handling. |

Precautionary statement(s) Response

| | |
|----------------|--|
| P308+P313 | IF exposed or concerned: Get medical advice/ attention. |
| P305+P351+P338 | IF IN EYES: Rinse cautiously with water for several minutes. Remove contact lenses, if present and easy to do. Continue rinsing. |
| P312 | Call a POISON CENTER/doctor/physician/first aider/if you feel unwell. |
| P337+P313 | If eye irritation persists: Get medical advice/attention. |
| P302+P352 | IF ON SKIN: Wash with plenty of water and soap. |
| P304+P340 | IF INHALED: Remove person to fresh air and keep comfortable for breathing. |
| P332+P313 | If skin irritation occurs: Get medical advice/attention. |
| P362+P364 | Take off contaminated clothing and wash it before reuse. |

Precautionary statement(s) Storage

| | |
|-----------|--|
| P405 | Store locked up. |
| P410+P412 | Protect from sunlight. Do not expose to temperatures exceeding 50 °C/122 °F. |
| P403+P233 | Store in a well-ventilated place. Keep container tightly closed. |

Precautionary statement(s) Disposal

| | |
|------|--|
| P501 | Dispose of contents/container to authorised hazardous or special waste collection point in accordance with any local regulation. |
|------|--|

Continued...

Spot Marking Paint- White, Grey, Cream

SECTION 3 Composition / information on ingredients

Substances

See section below for composition of Mixtures

Mixtures

| CAS No | %[weight] | Name |
|---------------|-----------|--|
| 141-78-6 | 10-30 | <u>ethyl acetate</u> |
| 64742-82-1. | 1-10 | <u>naphtha, petroleum, hydrodesulfurised heavy</u> |
| 64742-95-6. | 1-10 | <u>naphtha petroleum, light aromatic solvent</u> |
| 13463-67-7 | 10-20 | <u>titanium dioxide</u> |
| 64-17-5 | 10-20 | <u>ethanol</u> |
| Not Available | <10 | Ingredients determined not to be hazardous |
| 68476-85-7. | 10-30 | <u>hydrocarbon propellant</u> |

Legend: 1. Classified by Chemwatch; 2. Classification drawn from HCIS; 3. Classification drawn from Regulation (EU) No 1272/2008 - Annex VI; 4. Classification drawn from C&L; * EU IOELVs available

SECTION 4 First aid measures

Description of first aid measures

| | |
|---------------------|---|
| Eye Contact | <p>If aerosols come in contact with the eyes:</p> <ul style="list-style-type: none"> ▶ Immediately hold the eyelids apart and flush the eye continuously for at least 15 minutes with fresh running water. ▶ Ensure complete irrigation of the eye by keeping eyelids apart and away from eye and moving the eyelids by occasionally lifting the upper and lower lids. ▶ Transport to hospital or doctor without delay. ▶ Removal of contact lenses after an eye injury should only be undertaken by skilled personnel. |
| Skin Contact | <p>If solids or aerosol mists are deposited upon the skin:</p> <ul style="list-style-type: none"> ▶ Flush skin and hair with running water (and soap if available). ▶ Remove any adhering solids with industrial skin cleansing cream. ▶ DO NOT use solvents. ▶ Seek medical attention in the event of irritation. |
| Inhalation | <p>If aerosols, fumes or combustion products are inhaled:</p> <ul style="list-style-type: none"> ▶ Remove to fresh air. ▶ Lay patient down. Keep warm and rested. ▶ Prostheses such as false teeth, which may block airway, should be removed, where possible, prior to initiating first aid procedures. ▶ If breathing is shallow or has stopped, ensure clear airway and apply resuscitation, preferably with a demand valve resuscitator, bag-valve mask device, or pocket mask as trained. Perform CPR if necessary. ▶ Transport to hospital, or doctor. |
| Ingestion | <ul style="list-style-type: none"> ▶ Avoid giving milk or oils. ▶ Avoid giving alcohol. ▶ Not considered a normal route of entry. ▶ If spontaneous vomiting appears imminent or occurs, hold patient's head down, lower than their hips to help avoid possible aspiration of vomitus. |

Indication of any immediate medical attention and special treatment needed

For acute or short term repeated exposures to petroleum distillates or related hydrocarbons:

- ▶ Primary threat to life, from pure petroleum distillate ingestion and/or inhalation, is respiratory failure.
- ▶ Patients should be quickly evaluated for signs of respiratory distress (e.g. cyanosis, tachypnoea, intercostal retraction, obtundation) and given oxygen. Patients with inadequate tidal volumes or poor arterial blood gases (pO₂ 50 mm Hg) should be intubated.
- ▶ Arrhythmias complicate some hydrocarbon ingestion and/or inhalation and electrocardiographic evidence of myocardial injury has been reported; intravenous lines and cardiac monitors should be established in obviously symptomatic patients. The lungs excrete inhaled solvents, so that hyperventilation improves clearance.
- ▶ A chest x-ray should be taken immediately after stabilisation of breathing and circulation to document aspiration and detect the presence of pneumothorax.
- ▶ Epinephrine (adrenalin) is not recommended for treatment of bronchospasm because of potential myocardial sensitisation to catecholamines. Inhaled cardioselective bronchodilators (e.g. Alupent, Salbutamol) are the preferred agents, with aminophylline a second choice.
- ▶ Lavage is indicated in patients who require decontamination; ensure use of cuffed endotracheal tube in adult patients. [Ellenhorn and Barceloux: Medical Toxicology]

Treat symptomatically.

for simple esters:

BASIC TREATMENT

Continued...

Spot Marking Paint- White, Grey, Cream

- Establish a patent airway with suction where necessary.
- Watch for signs of respiratory insufficiency and assist ventilation as necessary.
- Administer oxygen by non-rebreather mask at 10 to 15 l/min.
- Monitor and treat, where necessary, for pulmonary oedema.
- Monitor and treat, where necessary, for shock.
- **DO NOT use emetics.** Where ingestion is suspected rinse mouth and give up to 200 ml water (5 ml/kg recommended) for dilution where patient is able to swallow, has a strong gag reflex and does not drool.
- Give activated charcoal.

ADVANCED TREATMENT

- Consider orotracheal or nasotracheal intubation for airway control in unconscious patient or where respiratory arrest has occurred.
- Positive-pressure ventilation using a bag-valve mask might be of use.
- Monitor and treat, where necessary, for arrhythmias.
- Start an IV D5W TKO. If signs of hypovolaemia are present use lactated Ringers solution. Fluid overload might create complications.
- Drug therapy should be considered for pulmonary oedema.
- Hypotension with signs of hypovolaemia requires the cautious administration of fluids. Fluid overload might create complications.
- Treat seizures with diazepam.
- Proparacaine hydrochloride should be used to assist eye irrigation.

EMERGENCY DEPARTMENT

- Laboratory analysis of complete blood count, serum electrolytes, BUN, creatinine, glucose, urinalysis, baseline for serum aminotransferases (ALT and AST), calcium, phosphorus and magnesium, may assist in establishing a treatment regime. Other useful analyses include anion and osmolar gaps, arterial blood gases (ABGs), chest radiographs and electrocardiograph.
- Positive end-expiratory pressure (PEEP)-assisted ventilation may be required for acute parenchymal injury or adult respiratory distress syndrome.
- Consult a toxicologist as necessary.

BRONSTEIN, A.C. and CURRANCE, P.L. *EMERGENCY CARE FOR HAZARDOUS MATERIALS EXPOSURE: 2nd Ed. 1994*

SECTION 5 Firefighting measures

Extinguishing media

SMALL FIRE:

- Water spray, dry chemical or CO2

LARGE FIRE:

- Water spray or fog.

Special hazards arising from the substrate or mixture

| | |
|----------------------|--|
| Fire Incompatibility | ▸ Avoid contamination with oxidising agents i.e. nitrates, oxidising acids, chlorine bleaches, pool chlorine etc. as ignition may result |
|----------------------|--|

Advice for firefighters

| | |
|-----------------------|--|
| Fire Fighting | <ul style="list-style-type: none"> ▸ Alert Fire Brigade and tell them location and nature of hazard. ▸ May be violently or explosively reactive. ▸ Wear breathing apparatus plus protective gloves. ▸ Prevent, by any means available, spillage from entering drains or water course. ▸ If safe, switch off electrical equipment until vapour fire hazard removed. ▸ Use water delivered as a fine spray to control fire and cool adjacent area. ▸ DO NOT approach containers suspected to be hot. ▸ Cool fire exposed containers with water spray from a protected location. ▸ If safe to do so, remove containers from path of fire. ▸ Equipment should be thoroughly decontaminated after use. |
| Fire/Explosion Hazard | <ul style="list-style-type: none"> ▸ Liquid and vapour are highly flammable. ▸ Severe fire hazard when exposed to heat or flame. ▸ Vapour forms an explosive mixture with air. ▸ Severe explosion hazard, in the form of vapour, when exposed to flame or spark. ▸ Vapour may travel a considerable distance to source of ignition. ▸ Heating may cause expansion or decomposition with violent container rupture. ▸ Aerosol cans may explode on exposure to naked flames. ▸ Rupturing containers may rocket and scatter burning materials. ▸ Hazards may not be restricted to pressure effects. ▸ May emit acrid, poisonous or corrosive fumes. ▸ On combustion, may emit toxic fumes of carbon monoxide (CO). <p>Combustion products include: carbon monoxide (CO) carbon dioxide (CO2) other pyrolysis products typical of burning organic material.</p> |

Spot Marking Paint- White, Grey, Cream

| | |
|----------------|---|
| | Contains low boiling substance: Closed containers may rupture due to pressure buildup under fire conditions. |
| HAZCHEM | Not Applicable |

SECTION 6 Accidental release measures

Personal precautions, protective equipment and emergency procedures

See section 8

Environmental precautions

See section 12

Methods and material for containment and cleaning up

| | |
|---------------------|---|
| Minor Spills | <ul style="list-style-type: none"> ▶ Clean up all spills immediately. ▶ Avoid breathing vapours and contact with skin and eyes. ▶ Wear protective clothing, impervious gloves and safety glasses. ▶ Shut off all possible sources of ignition and increase ventilation. ▶ Wipe up. ▶ If safe, damaged cans should be placed in a container outdoors, away from all ignition sources, until pressure has dissipated. ▶ Undamaged cans should be gathered and stowed safely. |
| Major Spills | <ul style="list-style-type: none"> ▶ Clear area of personnel and move upwind. ▶ Alert Fire Brigade and tell them location and nature of hazard. ▶ May be violently or explosively reactive. ▶ Wear breathing apparatus plus protective gloves. ▶ Prevent, by any means available, spillage from entering drains or water courses ▶ No smoking, naked lights or ignition sources. ▶ Increase ventilation. ▶ Stop leak if safe to do so. ▶ Water spray or fog may be used to disperse / absorb vapour. ▶ Absorb or cover spill with sand, earth, inert materials or vermiculite. ▶ If safe, damaged cans should be placed in a container outdoors, away from ignition sources, until pressure has dissipated. ▶ Undamaged cans should be gathered and stowed safely. ▶ Collect residues and seal in labelled drums for disposal. |

Personal Protective Equipment advice is contained in Section 8 of the SDS.

SECTION 7 Handling and storage

Precautions for safe handling

| | |
|--------------------------|--|
| Safe handling | <p>The conductivity of this material may make it a static accumulator., A liquid is typically considered nonconductive if its conductivity is below 100 pS/m and is considered semi-conductive if its conductivity is below 10 000 pS/m.. Whether a liquid is nonconductive or semi-conductive, the precautions are the same., A number of factors, for example liquid temperature, presence of contaminants, and anti-static additives can greatly influence the conductivity of a liquid.</p> <ul style="list-style-type: none"> ▶ DO NOT allow clothing wet with material to stay in contact with skin ▶ Avoid all personal contact, including inhalation. ▶ Wear protective clothing when risk of exposure occurs. ▶ Use in a well-ventilated area. ▶ Prevent concentration in hollows and sumps. ▶ DO NOT enter confined spaces until atmosphere has been checked. ▶ Avoid smoking, naked lights or ignition sources. ▶ Avoid contact with incompatible materials. ▶ When handling, DO NOT eat, drink or smoke. ▶ DO NOT incinerate or puncture aerosol cans. ▶ DO NOT spray directly on humans, exposed food or food utensils. ▶ Avoid physical damage to containers. ▶ Always wash hands with soap and water after handling. ▶ Work clothes should be laundered separately. ▶ Use good occupational work practice. ▶ Observe manufacturer's storage and handling recommendations contained within this SDS. ▶ Atmosphere should be regularly checked against established exposure standards to ensure safe working conditions are maintained. |
| Other information | <ul style="list-style-type: none"> ▶ Keep dry to avoid corrosion of cans. Corrosion may result in container perforation and internal pressure may eject contents of can ▶ Store in original containers in approved flammable liquid storage area. ▶ DO NOT store in pits, depressions, basements or areas where vapours may be trapped. ▶ No smoking, naked lights, heat or ignition sources. ▶ Keep containers securely sealed. Contents under pressure. |

Continued...

Spot Marking Paint- White, Grey, Cream

- ▶ Store away from incompatible materials.
- ▶ Store in a cool, dry, well ventilated area.
- ▶ Avoid storage at temperatures higher than 40 deg C.
- ▶ Store in an upright position.
- ▶ Protect containers against physical damage.
- ▶ Check regularly for spills and leaks.
- ▶ Observe manufacturer's storage and handling recommendations contained within this SDS.

Conditions for safe storage, including any incompatibilities

| | |
|--------------------------------|--|
| Suitable container | <ul style="list-style-type: none"> ▶ Aerosol dispenser. ▶ Check that containers are clearly labelled. |
| Storage incompatibility | <ul style="list-style-type: none"> ▶ Compressed gases may contain a large amount of kinetic energy over and above that potentially available from the energy of reaction produced by the gas in chemical reaction with other substances |



X — Must not be stored together

O — May be stored together with specific precautions

+ — May be stored together

Note: Depending on other risk factors, compatibility assessment based on the table above may not be relevant to storage situations, particularly where large volumes of dangerous goods are stored and handled. Reference should be made to the Safety Data Sheets for each substance or article and risks assessed accordingly.

SECTION 8 Exposure controls / personal protection

Control parameters

Occupational Exposure Limits (OEL)

INGREDIENT DATA

| Source | Ingredient | Material name | TWA | STEL | Peak | Notes |
|------------------------------|---|-------------------------------|-----------------------|----------------------|---------------|--|
| Australia Exposure Standards | ethyl acetate | Ethyl acetate | 200 ppm / 720 mg/m3 | 1440 mg/m3 / 400 ppm | Not Available | Not Available |
| Australia Exposure Standards | naphtha, petroleum, hydrodesulfurised heavy | White spirits | 790 mg/m3 | Not Available | Not Available | Not Available |
| Australia Exposure Standards | titanium dioxide | Titanium dioxide | 10 mg/m3 | Not Available | Not Available | (a) This value is for inhalable dust containing no asbestos and < 1% crystalline silica. |
| Australia Exposure Standards | ethanol | Ethyl alcohol | 1000 ppm / 1880 mg/m3 | Not Available | Not Available | Not Available |
| Australia Exposure Standards | hydrocarbon propellant | LPG (liquified petroleum gas) | 1000 ppm / 1800 mg/m3 | Not Available | Not Available | Not Available |

Emergency Limits

| Ingredient | TEEL-1 | TEEL-2 | TEEL-3 |
|---|-------------|-------------|--------------|
| ethyl acetate | 1,200 ppm | 1,700 ppm | 10000** ppm |
| naphtha, petroleum, hydrodesulfurised heavy | 350 mg/m3 | 1,800 mg/m3 | 40,000 mg/m3 |
| naphtha, petroleum, hydrodesulfurised heavy | 1,200 mg/m3 | 6,700 mg/m3 | 40,000 mg/m3 |
| naphtha, petroleum, hydrodesulfurised heavy | 1,200 mg/m3 | 6,700 mg/m3 | 40,000 mg/m3 |
| naphtha, petroleum, hydrodesulfurised heavy | 1,100 mg/m3 | 1,800 mg/m3 | 40,000 mg/m3 |
| naphtha, petroleum, hydrodesulfurised heavy | 1,200 mg/m3 | 6,700 mg/m3 | 40,000 mg/m3 |
| naphtha, petroleum, hydrodesulfurised heavy | 1,100 mg/m3 | 1,800 mg/m3 | 40,000 mg/m3 |

Continued...

Spot Marking Paint- White, Grey, Cream

| Ingredient | TEEL-1 | TEEL-2 | TEEL-3 |
|---|---------------|---------------|---------------|
| naphtha, petroleum, hydrodesulfurised heavy | 300 mg/m3 | 1,800 mg/m3 | 29500** mg/m3 |
| naphtha petroleum, light aromatic solvent | 1,200 mg/m3 | 6,700 mg/m3 | 40,000 mg/m3 |
| titanium dioxide | 30 mg/m3 | 330 mg/m3 | 2,000 mg/m3 |
| ethanol | Not Available | Not Available | 15000* ppm |
| hydrocarbon propellant | 65,000 ppm | 2.30E+05 ppm | 4.00E+05 ppm |

| Ingredient | Original IDLH | Revised IDLH |
|---|--------------------------------------|---------------|
| ethyl acetate | 2,000 ppm | Not Available |
| naphtha, petroleum, hydrodesulfurised heavy | 20,000 mg/m3 / 1,100 ppm / 1,000 ppm | Not Available |
| naphtha petroleum, light aromatic solvent | Not Available | Not Available |
| titanium dioxide | 5,000 mg/m3 | Not Available |
| ethanol | 3,300 ppm | Not Available |
| hydrocarbon propellant | 2,000 ppm | Not Available |

MATERIAL DATA

NOTE P: The classification as a carcinogen need not apply if it can be shown that the substance contains less than 0.01% w/w benzene (EINECS No 200-753-7).

Note E shall also apply when the substance is classified as a carcinogen. This note applies only to certain complex oil-derived substances in Annex VI.





European Union (EU) List of harmonised classification and labelling hazardous substances, Table 3.1, Annex VI, Regulation (EC) No 1272/2008 (CLP) - up to the latest ATP

NOTE K: The classification as a carcinogen need not apply if it can be shown that the substance contains less than 0.1%w/w 1,3-butadiene (EINECS No 203-450-8). - European Union (EU) List of harmonised classification and labelling hazardous substances, Table 3.1, Annex VI, Regulation (EC) No 1272/2008 (CLP) - up to the latest ATP

Exposure controls

| | | |
|--|--|----------------------------------|
| Appropriate engineering controls | Engineering controls are used to remove a hazard or place a barrier between the worker and the hazard. Well-designed engineering controls can be highly effective in protecting workers and will typically be independent of worker interactions to provide this high level of protection. | |
| | The basic types of engineering controls are: | |
| | Process controls which involve changing the way a job activity or process is done to reduce the risk. | |
| | Enclosure and/or isolation of emission source which keeps a selected hazard "physically" away from the worker and ventilation that strategically "adds" and "removes" air in the work environment. Ventilation can remove or dilute an air contaminant if designed properly. The design of a ventilation system must match the particular process and chemical or contaminant in use. Employers may need to use multiple types of controls to prevent employee overexposure. | |
| | General exhaust is adequate under normal conditions. If risk of overexposure exists, wear SAA approved respirator. Correct fit is essential to obtain adequate protection. | |
| | Provide adequate ventilation in warehouse or closed storage areas. | |
| | Air contaminants generated in the workplace possess varying "escape" velocities which, in turn, determine the "capture velocities" of fresh circulating air required to effectively remove the contaminant. | |
| | Type of Contaminant: | Speed: |
| | aerosols, (released at low velocity into zone of active generation) | 0.5-1 m/s |
| | direct spray, spray painting in shallow booths, gas discharge (active generation into zone of rapid air motion) | 1-2.5 m/s (200-500 f/min.) |
| Within each range the appropriate value depends on: | | |
| Lower end of the range | | Upper end of the range |
| 1: Room air currents minimal or favourable to capture | | 1: Disturbing room air currents |
| 2: Contaminants of low toxicity or of nuisance value only. | | 2: Contaminants of high toxicity |
| 3: Intermittent, low production. | | 3: High production, heavy use |
| 4: Large hood or large air mass in motion | | 4: Small hood-local control only |
| Simple theory shows that air velocity falls rapidly with distance away from the opening of a simple extraction pipe. Velocity generally decreases with the square of distance from the extraction point (in simple cases). Therefore the air speed at the extraction point should be adjusted, accordingly, after reference to distance from the contaminating source. The air velocity at the extraction fan, for example, should be a minimum of 1-2 m/s (200-400 f/min.) for extraction of solvents generated in a tank 2 meters distant from the extraction point. Other mechanical considerations, producing performance deficits within the extraction apparatus, make it essential that theoretical air velocities are multiplied by factors of 10 or more when extraction systems are installed or used. | | |

Spot Marking Paint- White, Grey, Cream

| | |
|---|---|
| Individual protection measures, such as personal protective equipment |     |
| Eye and face protection | <ul style="list-style-type: none"> ▸ Safety glasses with side shields. ▸ Chemical goggles. ▸ Contact lenses may pose a special hazard; soft contact lenses may absorb and concentrate irritants. A written policy document, describing the wearing of lenses or restrictions on use, should be created for each workplace or task. This should include a review of lens absorption and adsorption for the class of chemicals in use and an account of injury experience. Medical and first-aid personnel should be trained in their removal and suitable equipment should be readily available. In the event of chemical exposure, begin eye irrigation immediately and remove contact lens as soon as practicable. Lens should be removed at the first signs of eye redness or irritation - lens should be removed in a clean environment only after workers have washed hands thoroughly. [CDC NIOSH Current Intelligence Bulletin 59], [AS/NZS 1336 or national equivalent] |
| Skin protection | See Hand protection below |
| Hands/feet protection | <p>For esters:</p> <ul style="list-style-type: none"> ▸ Do NOT use natural rubber, butyl rubber, EPDM or polystyrene-containing materials. ▸ No special equipment needed when handling small quantities. ▸ OTHERWISE: ▸ For potentially moderate exposures: ▸ Wear general protective gloves, eg. light weight rubber gloves. ▸ For potentially heavy exposures: ▸ Wear chemical protective gloves, eg. PVC. and safety footwear. |
| Body protection | See Other protection below |
| Other protection | <p>No special equipment needed when handling small quantities.</p> <p>OTHERWISE:</p> <ul style="list-style-type: none"> ▸ Overalls. ▸ Skin cleansing cream. ▸ Eyewash unit. ▸ Do not spray on hot surfaces. ▸ The clothing worn by process operators insulated from earth may develop static charges far higher (up to 100 times) than the minimum ignition energies for various flammable gas-air mixtures. This holds true for a wide range of clothing materials including cotton. ▸ Avoid dangerous levels of charge by ensuring a low resistivity of the surface material worn outermost. <p>BREITHERICK: Handbook of Reactive Chemical Hazards.</p> |

Recommended material(s)

GLOVE SELECTION INDEX

Glove selection is based on a modified presentation of the:

"Forsberg Clothing Performance Index".

The effect(s) of the following substance(s) are taken into account in the **computer-generated** selection:

Spot Marking Paint- White, Grey, Cream

| Material | CPI |
|-------------------|-----|
| PE/EVAL/PE | A |
| BUTYL | B |
| BUTYL/NEOPRENE | C |
| CPE | C |
| HYPALON | C |
| NATURAL RUBBER | C |
| NATURAL+NEOPRENE | C |
| NEOPRENE | C |
| NEOPRENE/NATURAL | C |
| NITRILE | C |
| NITRILE+PVC | C |
| PVA | C |
| PVC | C |
| SARANEX-23 | C |
| SARANEX-23 2-PLY | C |
| TEFLON | C |
| VITON/CHLOROBUTYL | C |

Respiratory protection

Type AX Filter of sufficient capacity. (AS/NZS 1716 & 1715, EN 143:2000 & 149:2001, ANSI Z88 or national equivalent)

Where the concentration of gas/particulates in the breathing zone, approaches or exceeds the "Exposure Standard" (or ES), respiratory protection is required. Degree of protection varies with both face-piece and Class of filter; the nature of protection varies with Type of filter.

| Required Minimum Protection Factor | Half-Face Respirator | Full-Face Respirator | Powered Air Respirator |
|------------------------------------|----------------------|----------------------|------------------------|
| up to 10 x ES | AX-AUS | - | AX-PAPR-AUS / Class 1 |
| up to 50 x ES | - | AX-AUS / Class 1 | - |
| up to 100 x ES | - | AX-2 | AX-PAPR-2 ^ |

^ - Full-face

A(All classes) = Organic vapours, B AUS or B1 = Acid gasses, B2 = Acid gas or hydrogen cyanide(HCN), B3 = Acid gas or hydrogen cyanide(HCN), E = Sulfur dioxide(SO₂), G = Agricultural chemicals, K = Ammonia(NH₃), Hg = Mercury, NO = Oxides of nitrogen, MB = Methyl bromide, AX = Low boiling point organic compounds(below 65 degC)

- Cartridge respirators should never be used for emergency ingress or in areas of unknown vapour concentrations or oxygen content.
- The wearer must be warned to leave the contaminated area immediately on detecting any odours through the respirator. The odour may indicate that the mask is not functioning properly, that the vapour concentration is too high, or that the mask is not properly fitted. Because of these limitations, only restricted use of cartridge respirators is considered appropriate.
- Cartridge performance is affected by humidity. Cartridges should be changed after 2 hr of continuous use unless it is determined that the

Continued...

Spot Marking Paint- White, Grey, Cream

* CPI - Chemwatch Performance Index

A: Best Selection

B: Satisfactory; may degrade after 4 hours continuous immersion

C: Poor to Dangerous Choice for other than short term immersion

NOTE: As a series of factors will influence the actual performance of the glove, a final selection must be based on detailed observation. -

* Where the glove is to be used on a short term, casual or infrequent basis, factors such as "feel" or convenience (e.g. disposability), may dictate a choice of gloves which might otherwise be unsuitable following long-term or frequent use. A qualified practitioner should be consulted.

humidity is less than 75%, in which case, cartridges can be used for 4 hr.

Used cartridges should be discarded daily, regardless of the length of time used

Aerosols, in common with most vapours/ mists, should never be used in confined spaces without adequate ventilation. Aerosols, containing agents designed to enhance or mask smell, have triggered allergic reactions in predisposed individuals.

SECTION 9 Physical and chemical properties

Information on basic physical and chemical properties

| | | | |
|---|-----------------------------------|--|----------------|
| Appearance | Aerosol; not miscible with water. | | |
| Physical state | Liquid | Relative density (Water = 1) | 0.8 |
| Odour | Not Available | Partition coefficient n-octanol / water | Not Available |
| Odour threshold | Not Available | Auto-ignition temperature (°C) | Not Available |
| pH (as supplied) | Not Applicable | Decomposition temperature (°C) | Not Available |
| Melting point / freezing point (°C) | Not Available | Viscosity (cSt) | Not Available |
| Initial boiling point and boiling range (°C) | Not Available | Molecular weight (g/mol) | Not Applicable |
| Flash point (°C) | -81 (hydrocarbon propellant) | Taste | Not Available |
| Evaporation rate | Not Available | Explosive properties | Not Available |
| Flammability | HIGHLY FLAMMABLE. | Oxidising properties | Not Available |
| Upper Explosive Limit (%) | Not Available | Surface Tension (dyn/cm or mN/m) | Not Available |
| Lower Explosive Limit (%) | Not Available | Volatile Component (%vol) | Not Available |
| Vapour pressure (kPa) | Not Available | Gas group | Not Available |
| Solubility in water | Immiscible | pH as a solution (1%) | Not Available |
| Vapour density (Air = 1) | Not Available | VOC g/L | Not Available |

SECTION 10 Stability and reactivity

| | |
|---|--|
| Reactivity | See section 7 |
| Chemical stability | <ul style="list-style-type: none"> ▸ Elevated temperatures. ▸ Presence of open flame. ▸ Product is considered stable. ▸ Hazardous polymerisation will not occur. |
| Possibility of hazardous reactions | See section 7 |
| Conditions to avoid | See section 7 |
| Incompatible materials | See section 7 |
| Hazardous decomposition products | See section 5 |

SECTION 11 Toxicological information

Information on toxicological effects

| | |
|----------------|--|
| Inhaled | <p>Inhalation of aerosols (mists, fumes), generated by the material during the course of normal handling, may be damaging to the health of the individual.</p> <p>Limited evidence or practical experience suggests that the material may produce irritation of the respiratory system, in a significant number of individuals, following inhalation. In contrast to most organs, the lung is able to respond to a chemical insult</p> |
|----------------|--|

Continued...

Spot Marking Paint- White, Grey, Cream

| | |
|--------------|---|
| | <p>by first removing or neutralising the irritant and then repairing the damage. The repair process, which initially evolved to protect mammalian lungs from foreign matter and antigens, may however, produce further lung damage resulting in the impairment of gas exchange, the primary function of the lungs. Respiratory tract irritation often results in an inflammatory response involving the recruitment and activation of many cell types, mainly derived from the vascular system.</p> <p>Common, generalised symptoms associated with toxic gas inhalation include:</p> <ul style="list-style-type: none"> ▸ central nervous system effects such as depression, headache, confusion, dizziness, progressive stupor, coma and seizures; ▸ respiratory system complications may include acute pulmonary oedema, dyspnoea, stridor, tachypnoea, bronchospasm, wheezing and other reactive airway symptoms, and respiratory arrest; ▸ cardiovascular effects may include cardiovascular collapse, arrhythmias and cardiac arrest; ▸ gastrointestinal effects may also be present and may include mucous membrane irritation, nausea and vomiting (sometimes bloody), and abdominal pain. <p>Inhalation hazard is increased at higher temperatures.</p> <p>Acute effects from inhalation of high concentrations of vapour are pulmonary irritation, including coughing, with nausea; central nervous system depression - characterised by headache and dizziness, increased reaction time, fatigue and loss of co-ordination</p> <p>Central nervous system (CNS) depression may include nonspecific discomfort, symptoms of giddiness, headache, dizziness, nausea, anaesthetic effects, slowed reaction time, slurred speech and may progress to unconsciousness. Serious poisonings may result in respiratory depression and may be fatal.</p> <p>WARNING: Intentional misuse by concentrating/inhaling contents may be lethal.</p> |
| Ingestion | <p>Accidental ingestion of the material may be damaging to the health of the individual.</p> <p>Not normally a hazard due to physical form of product.</p> <p>Considered an unlikely route of entry in commercial/industrial environments</p> <p>Central nervous system (CNS) depression may include nonspecific discomfort, symptoms of giddiness, headache, dizziness, nausea, anaesthetic effects, slowed reaction time, slurred speech and may progress to unconsciousness. Serious poisonings may result in respiratory depression and may be fatal.</p> |
| Skin Contact | <p>Repeated exposure may cause skin cracking, flaking or drying following normal handling and use.</p> <p>Skin contact with the material may damage the health of the individual; systemic effects may result following absorption.</p> <p>Limited evidence exists, or practical experience predicts, that the material either produces inflammation of the skin in a substantial number of individuals following direct contact, and/or produces significant inflammation when applied to the healthy intact skin of animals, for up to four hours, such inflammation being present twenty-four hours or more after the end of the exposure period. Skin irritation may also be present after prolonged or repeated exposure; this may result in a form of contact dermatitis (nonallergic). The dermatitis is often characterised by skin redness (erythema) and swelling (oedema) which may progress to blistering (vesiculation), scaling and thickening of the epidermis. At the microscopic level there may be intercellular oedema of the spongy layer of the skin (spongiosis) and intracellular oedema of the epidermis.</p> <p>Spray mist may produce discomfort</p> <p>Open cuts, abraded or irritated skin should not be exposed to this material</p> <p>Entry into the blood-stream through, for example, cuts, abrasions, puncture wounds or lesions, may produce systemic injury with harmful effects. Examine the skin prior to the use of the material and ensure that any external damage is suitably protected.</p> |
| Eye | <p>Evidence exists, or practical experience predicts, that the material may cause eye irritation in a substantial number of individuals and/or may produce significant ocular lesions which are present twenty-four hours or more after instillation into the eye(s) of experimental animals.</p> <p>Repeated or prolonged eye contact may cause inflammation characterised by temporary redness (similar to windburn) of the conjunctiva (conjunctivitis); temporary impairment of vision and/or other transient eye damage/ulceration may occur.</p> <p>Direct contact with the eye may not cause irritation because of the extreme volatility of the gas; however concentrated atmospheres may produce irritation after brief exposures..</p> |
| Chronic | <p>Prolonged or repeated skin contact may cause drying with cracking, irritation and possible dermatitis following.</p> <p>Limited evidence suggests that repeated or long-term occupational exposure may produce cumulative health effects involving organs or biochemical systems.</p> <p>Principal route of occupational exposure to the gas is by inhalation.</p> <p>WARNING: Aerosol containers may present pressure related hazards.</p> |

| | | |
|---|---|--|
| Spot Marking Paint- White, Grey, Cream | TOXICITY | IRRITATION |
| | Not Available | Not Available |
| | | |
| ethyl acetate | TOXICITY | IRRITATION |
| | Dermal (rabbit) LD50: >18000 mg/kg ^[2] | Eye (human): 400 ppm |
| | Inhalation(Mouse) LC50; >18 mg/l4h ^[1] | Eye: no adverse effect observed (not irritating) ^[1] |
| naphtha, petroleum, hydrodesulfurised heavy | Oral (Mouse) LD50; 4100 mg/kg ^[2] | Skin: no adverse effect observed (not irritating) ^[1] |
| | TOXICITY | IRRITATION |
| | Dermal (rabbit) LD50: >1900 mg/kg ^[1] | Eye: no adverse effect observed (not irritating) ^[1] |
| naphtha, petroleum, hydrodesulfurised heavy | Inhalation(Rat) LC50: >1.58 mg/l4h ^[1] | Skin: adverse effect observed (irritating) ^[1] |
| | Oral (Rat) LD50: >4500 mg/kg ^[1] | Skin: no adverse effect observed (not irritating) ^[1] |

Spot Marking Paint- White, Grey, Cream

| naphtha petroleum, light aromatic solvent | TOXICITY | IRRITATION |
|---|---|--|
| | Dermal (rabbit) LD50: >1900 mg/kg ^[1] | Eye: no adverse effect observed (not irritating) ^[1] |
| | Inhalation(Rat) LC50: >4.42 mg/L4h ^[1] | Skin: adverse effect observed (irritating) ^[1] |
| | Oral (Rat) LD50: >4500 mg/kg ^[1] | |
| titanium dioxide | TOXICITY | IRRITATION |
| | dermal (hamster) LD50: >=10000 mg/kg ^[2] | Eye: no adverse effect observed (not irritating) ^[1] |
| | Inhalation(Rat) LC50: >2.28 mg/L4h ^[1] | Skin (human): 0.3 mg /3D (int)-mild * |
| | Oral (Rat) LD50: >=2000 mg/kg ^[1] | Skin: no adverse effect observed (not irritating) ^[1] |
| ethanol | TOXICITY | IRRITATION |
| | Dermal (rabbit) LD50: 17100 mg/kg ^[1] | Eye (rabbit): 500 mg SEVERE |
| | Inhalation(Rat) LC50: 64000 ppm4h ^[2] | Eye (rabbit):100mg/24hr-moderate |
| | Oral (Rat) LD50: 7060 mg/kg ^[2] | Eye: adverse effect observed (irritating) ^[1] |
| | | Skin (rabbit):20 mg/24hr-moderate |
| | | Skin (rabbit):400 mg (open)-mild |
| hydrocarbon propellant | TOXICITY | IRRITATION |
| | Inhalation(Rat) LC50: 658 mg/L4h ^[2] | Not Available |
| Legend: | 1. Value obtained from Europe ECHA Registered Substances - Acute toxicity 2. Value obtained from manufacturer's SDS. Unless otherwise specified data extracted from RTECS - Register of Toxic Effect of chemical Substances | |

| | |
|--|---|
| NAPHTHA PETROLEUM, LIGHT AROMATIC SOLVENT | <p>Inhalation (rat) TClO: 1320 ppm/6h/90D-I * [Devoe]</p> <p>For Low Boiling Point Naphthas (LBPNs):</p> <p>Acute toxicity:</p> <p>LBPNs generally have low acute toxicity by the oral (median lethal dose [LD50] in rats > 2000 mg/kg-bw), inhalation (LD50 in rats > 5000 mg/m3) and dermal (LD50 in rabbits > 2000 mg/kg-bw) routes of exposure</p> <p>Most LBPNs are mild to moderate eye and skin irritants in rabbits, with the exception of heavy catalytic cracked and heavy catalytic reformed naphthas, which have higher primary skin irritation indices.</p> <p>Sensitisation:</p> <p>LBPNs do not appear to be skin sensitizers, but a poor response in the positive control was also noted in these studies</p> <p>Repeat dose toxicity:</p> <p>The lowest-observed-adverse-effect concentration (LOAEC) and lowest-observed-adverse-effect level (LOAEL) values identified following short-term (2-89 days) and subchronic (greater than 90 days) exposure to the LBPN substances. These values were determined for a variety of endpoints after considering the toxicity data for all LBPNs in the group. Most of the studies were carried out by the inhalation route of exposure. Renal effects, including increased kidney weight, renal lesions (renal tubule dilation, necrosis) and hyaline droplet formation, observed in male rats exposed orally or by inhalation to most LBPNs, were considered species- and sex-specific These effects were determined to be due to a mechanism of action not relevant to humans -specifically, the interaction between hydrocarbon metabolites and alpha-2-microglobulin, an enzyme not produced in substantial amounts in female rats, mice and other species, including humans. The resulting nephrotoxicity and subsequent carcinogenesis in male rats were therefore not considered in deriving LOAEC/LOAEL values.</p> <p>Only a limited number of studies of short-term and subchronic duration were identified for site-restricted LBPNs. The lowest LOAEC identified in these studies, via the inhalation route, is 5475 mg/m3, based on a concentration-related increase in liver weight in both male and female rats following a 13-week exposure to light catalytic cracked naphtha. Shorter exposures of rats to this test substance resulted in nasal irritation at 9041 mg/m3</p> <p>No systemic toxicity was reported following dermal exposure to light catalytic cracked naphtha, but skin irritation and accompanying histopathological changes were increased, in a dose-dependent manner, at doses as low as 30 mg/kg-bw per day when applied 5 days per week for 90 days in rats</p> <p>No non-cancer chronic toxicity studies (= 1 year) were identified for site-restricted LBPNs and very few non-cancer chronic toxicity studies were identified for other LBPNs. An LOAEC of 200 mg/m3 was noted in a chronic inhalation study that exposed mice and rats to unleaded gasoline (containing 2% benzene). This inhalation LOAEC was based on ocular discharge and ocular irritation in rats. At the higher concentration of 6170 mg/m3, increased kidney weight was observed in male and female rats (increased kidney weight was also observed in males only at 870 mg/m3). Furthermore, decreased body weight in male and female mice was also observed at 6170 mg/m3</p> <p>A LOAEL of 714 mg/kg-bw was identified for dermal exposure based on local skin effects (inflammatory and degenerative skin changes) in mice following application of naphtha for 105 weeks. No systemic toxicity was reported.</p> <p>Genotoxicity:</p> <p>Although few genotoxicity studies were identified for the site-restricted LBPNs, the genotoxicity of several other LBPN substances has been evaluated using a variety of in vivo and in vitro assays. While in vivo genotoxicity assays were negative overall, the in vitro tests exhibited mixed results.</p> <p>For in vivo genotoxicity tests, LBPNs exhibited negative results for chromosomal aberrations and micronuclei induction, but exhibited positive results in one sister chromatid exchange assay although this result was not considered definitive for</p> |
| | |

Spot Marking Paint- White, Grey, Cream

clastogenic activity as no genetic material was unbalanced or lost. Mixtures that were tested, which included a number of light naphthas, displayed mixed results (i.e., both positive and negative for the same assay) for chromosomal aberrations and negative results for the dominant lethal mutation assay. Unleaded gasoline (containing 2% benzene) was tested for its ability to induce unscheduled deoxyribonucleic acid (DNA) synthesis (UDS) and replicative DNA synthesis (RDS) in rodent hepatocytes and kidney cells. UDS and RDS were induced in mouse hepatocytes via oral exposure and RDS was induced in rat kidney cells via oral and inhalation exposure. Unleaded gasoline (benzene content not stated) exhibited negative results for chromosomal aberrations and the dominant lethal mutation assay and mixed results for atypical cell foci in rodent renal and hepatic cells. For in vitro genotoxicity studies, LBPNs were negative for six out of seven Ames tests, and were also negative for UDS and for forward mutations LBPNs exhibited mixed or equivocal results for the mouse lymphoma and sister chromatid exchange assays, as well as for cell transformation and positive results for one bacterial DNA repair assay. Mixtures that were tested, which included a number of light naphthas, displayed negative results for the Ames and mouse lymphoma assays Gasoline exhibited negative results for the Ames test battery, the sister chromatid exchange assay and for one mutagenicity assay. Mixed results were observed for UDS and the mouse lymphoma assay.

While the majority of in vivo genotoxicity results for LBPN substances are negative, the potential for genotoxicity of LBPNs as a group cannot be discounted based on the mixed in vitro genotoxicity results.

Carcinogenicity:

Although a number of epidemiological studies have reported increases in the incidence of a variety of cancers, the majority of these studies are considered to contain incomplete or inadequate information. Limited data, however, are available for skin cancer and leukemia incidence, as well as mortality among petroleum refinery workers. It was concluded that there is limited evidence supporting the view that working in petroleum refineries entails a carcinogenic risk (Group 2A carcinogen). IARC (1989a) also classified gasoline as a Group 2B carcinogen; it considered the evidence for carcinogenicity in humans from gasoline to be inadequate and noted that published epidemiological studies had several limitations, including a lack of exposure data and the fact that it was not possible to separate the effects of combustion products from those of gasoline itself. Similar conclusions were drawn from other reviews of epidemiological studies for gasoline (US EPA 1987a, 1987b). Thus, the evidence gathered from these epidemiological studies is considered to be inadequate to conclude on the effect of human exposure to LBPN substances.

No inhalation studies assessing the carcinogenicity of the site-restricted LBPNs were identified. Only unleaded gasoline has been examined for its carcinogenic potential, in several inhalation studies. In one study, rats and mice were exposed to 0, 200, 870 or 6170 mg/m³ of a 2% benzene formulation of the test substance, via inhalation, for approximately 2 years. A statistically significant increase in hepatocellular adenomas and carcinomas, as well as a non-statistical increase in renal tumours, were observed at the highest dose in female mice. A dose-dependent increase in the incidence of primary renal neoplasms was also detected in male rats, but this was not considered to be relevant to humans, as discussed previously. Carcinogenicity was also assessed for unleaded gasoline, via inhalation, as part of initiation/promotion studies. In these studies, unleaded gasoline did not appear to initiate tumour formation, but did show renal cell and hepatic tumour promotion ability, when rats and mice were exposed, via inhalation, for durations ranging from 13 weeks to approximately 1 year using an initiation/promotion protocol. However, further examination of data relevant to the composition of unleaded gasoline demonstrated that this is a highly-regulated substance; it is expected to contain a lower percentage of benzene and has a discrete component profile when compared to other substances in the LBPN group.

Both the European Commission and the International Agency for Research on Cancer (IARC) have classified LBPN substances as carcinogenic. All of these substances were classified by the European Commission (2008) as Category 2 (R45: may cause cancer) (benzene content = 0.1% by weight). IARC has classified gasoline, an LBPN, as a Group 2B carcinogen (possibly carcinogenic to humans) and "occupational exposures in petroleum refining" as Group 2A carcinogens (probably carcinogenic to humans).

Several studies were conducted on experimental animals to investigate the dermal carcinogenicity of LBPNs. The majority of these studies were conducted through exposure of mice to doses ranging from 694-1351 mg/kg-bw, for durations ranging from 1 year to the animals lifetime or until a tumour persisted for 2 weeks. Given the route of exposure, the studies specifically examined the formation of skin tumours. Results for carcinogenicity via dermal exposure are mixed. Both malignant and benign skin tumours were induced with heavy catalytic cracked naphtha, light catalytic cracked naphtha, light straight-run naphtha and naphtha. Significant increases in squamous cell carcinomas were also observed when mice were dermally treated with Stoddard solvent, but the latter was administered as a mixture (90% test substance), and the details of the study were not available. In contrast, insignificant increases in tumour formation or no tumours were observed when light alkylate naphtha, heavy catalytic reformed naphtha, sweetened naphtha, light catalytically cracked naphtha or unleaded gasoline was dermally applied to mice. Negative results for skin tumours were also observed in male mice dermally exposed to sweetened naphtha using an initiation/promotion protocol.

Reproductive/ Developmental toxicity:

No reproductive or developmental toxicity was observed for the majority of LBPN substances evaluated. Most of these studies were carried out by inhalation exposure in rodents.

NOAEC values for reproductive toxicity following inhalation exposure ranged from 1701 mg/m³ (CAS RN 8052-41-3) to 27 687 mg/m³ (CAS RN 64741-63-5) for the LBPNs group evaluated, and from 7690 mg/m³ to 27 059 mg/m³ for the site-restricted light catalytic cracked and full-range catalytic reformed naphthas. However, a decreased number of pups per litter and higher frequency of post-implantation loss were observed following inhalation exposure of female rats to hydrotreated heavy naphtha (CAS RN 64742-48-9) at a concentration of 4679 mg/m³, 6 hours per day, from gestational days 7-20. For dermal exposures, NOAEL values of 714 mg/kg-bw (CAS RN 8030-30-6) and 1000 mg/kg-bw per day (CAS RN 68513-02-0) were noted. For oral exposures, no adverse effects on reproductive parameters were reported when rats were given site-restricted light catalytic cracked naphtha at 2000 mg/kg on gestational day 13.

For most LBPNs, no treatment-related developmental effects were observed by the different routes of exposure. However, developmental toxicity was observed for a few naphthas. Decreased foetal body weight and an increased incidence of ossification variations were observed when rat dams were exposed to light aromatized solvent naphtha, by gavage, at 1250 mg/kg-bw per day. In addition, pregnant rats exposed by inhalation to hydrotreated heavy naphtha at 4679 mg/m³ delivered pups with higher birth weights. Cognitive and memory impairments were also observed in the offspring.

Low Boiling Point Naphthas [Site-Restricted]

For trimethylbenzenes:

Spot Marking Paint- White, Grey, Cream

Absorption of 1,2,4-trimethylbenzene occurs after oral, inhalation, or dermal exposure. Occupationally, inhalation and dermal exposures are the most important routes of absorption although systemic intoxication from dermal absorption is not likely to occur due to the dermal irritation caused by the chemical prompting quick removal. Following oral administration of the chemical to rats, 62.6% of the dose was recovered as urinary metabolites indicating substantial absorption. 1,2,4-Trimethylbenzene is lipophilic and may accumulate in fat and fatty tissues. In the blood stream, approximately 85% of the chemical is bound to red blood cells. Metabolism occurs by side-chain oxidation to form alcohols and carboxylic acids which are then conjugated with glucuronic acid, glycine, or sulfates for urinary excretion. After a single oral dose to rats of 1200 mg/kg, urinary metabolites consisted of approximately 43.2% glycine, 6.6% glucuronic, and 12.9% sulfuric acid conjugates. The two principle metabolites excreted by rabbits after oral administration of 438 mg/kg/day for 5 days were 2,4-dimethylbenzoic acid and 3,4-dimethylhippuric acid. The major routes of excretion of 1,2,4-trimethylbenzene are exhalation of parent compound and elimination of urinary metabolites. Half-times for urinary metabolites were reported as 9.5 hours for glycine, 22.9 hours for glucuronide, and 37.6 hours for sulfuric acid conjugates.

Acute Toxicity Direct contact with liquid 1,2,4-trimethylbenzene is irritating to the skin and breathing the vapor is irritating to the respiratory tract causing pneumonitis. Breathing high concentrations of the chemical vapor causes headache, fatigue, and drowsiness. In humans liquid 1,2,4-trimethylbenzene is irritating to the skin and inhalation of vapor causes chemical pneumonitis. High concentrations of vapor (5000-9000 ppm) cause headache, fatigue, and drowsiness. The concentration of 5000 ppm is roughly equivalent to a total of 221 mg/kg assuming a 30 minute exposure period (see end note 1). 2. Animals - Mice exposed to 8130-9140 ppm 1,2,4-trimethylbenzene (no duration given) had loss of righting response and loss of reflexes. Direct dermal contact with the chemical (no species given) causes vasodilation, erythema, and irritation (U.S. EPA). Seven of 10 rats died after an oral dose of 2.5 mL of a mixture of trimethylbenzenes in olive oil (average dose approximately 4.4 g/kg). Rats and mice were exposed by inhalation to a coal tar distillate containing about 70% 1,3,5- and 1,2,4-trimethylbenzene; no pathological changes were noted in either species after exposure to 1800-2000 ppm for up to 48 continuous hours, or in rats after 14 exposures of 8 hours each at the same exposure levels. No effects were reported for rats exposed to a mixture of trimethylbenzenes at 1700 ppm for 10 to 21 days.

Neurotoxicity 1,2,4-Trimethylbenzene depresses the central nervous system. Exposure to solvent mixtures containing the chemical causes headache, fatigue, nervousness, and drowsiness. Occupationally, workers exposed to a solvent containing 50% 1,2,4-trimethylbenzene had nervousness, headaches, drowsiness, and vertigo (U.S. EPA). Headache, fatigue, and drowsiness were reported for workers exposed (no dose given) to paint thinner containing 80% 1,2,4- and 1,3,5-trimethylbenzenes. Results of the developmental toxicity study indicate that the C9 fraction caused adverse neurological effects at the highest dose (1500 ppm) tested.

Subchronic/Chronic Toxicity Long-term exposure to solvents containing 1,2,4-trimethylbenzene may cause nervousness, tension, and bronchitis. Painters that worked for several years with a solvent containing 50% 1,2,4- and 30% 1,3,5-trimethylbenzene showed nervousness, tension and anxiety, asthmatic bronchitis, anemia, and alterations in blood clotting; haematological effects may have been due to trace amounts of benzene.

Rats given 1,2,4-trimethylbenzene orally at doses of 0.5 or 2.0 g/kg/day, 5 days/week for 4 weeks. All rats exposed to the high dose died and 1 rat in the low dose died (no times given); no other effects were reported. Rats exposed by inhalation to 1700 ppm of a trimethylbenzene isomeric mixture for 4 months had decreased weight gain, lymphopenia and neutrophilia.

Genotoxicity: Results of mutagenicity testing, indicate that the C9 fraction does not induce gene mutations in prokaryotes (Salmonella typhimurium/mammalian microsome assay); or in mammalian cells in culture (in Chinese hamster ovary cells with and without activation). The C9 fraction does not induce chromosome mutations in Chinese hamster ovary cells with and without activation; does not induce chromosome aberrations in the bone marrow of Sprague-Dawley rats exposed by inhalation (6 hours/day for 5 days); and does not induce sister chromatid exchange in Chinese hamster ovary cells with and without activation.

Developmental/Reproductive Toxicity: A three-generation reproductive study on the C9 fraction was conducted. CD rats (30/sex/group) were exposed by inhalation to the C9 fraction at concentrations of 0, 100, 500, or 1500 ppm (0, 100, 500, or 1500 mg/kg/day) for 6 hours/day, 5 days/week. There was evidence of parental and reproductive toxicity at all dose levels. Indicators of parental toxicity included reduced body weights, increased salivation, hunched posture, aggressive behavior, and death. Indicators of adverse reproductive system effects included reduced litter size and reduced pup body weight. The LOEL was 100 ppm; a no-observed-effect level was not established. Developmental toxicity, including possible developmental neurotoxicity, was evident in rats in a 3-generation reproductive study.

No effects on fecundity or fertility occurred in rats treated dermally with up to 0.3 mL/rat/day of a mixture of trimethylbenzenes, 4-6 hours/day, 5 days/week over one generation.

For C9 aromatics (typically trimethylbenzenes - TMBs)

Acute Toxicity

Acute toxicity studies (oral, dermal and inhalation routes of exposure) have been conducted in rats using various solvent products containing predominantly mixed C9 aromatic hydrocarbons (CAS RN 64742-95-6). Inhalation LC50s range from 6,000 to 10,000 mg/m³ for C9 aromatic naphtha and 18,000 to 24,000 mg/m³ for 1,2,4 and 1,3,5-TMB, respectively. A rat oral LD50 reported for 1,2,4-TMB is 5 grams/kg bw and a rat dermal LD50 for the C9 aromatic naphtha is >4 mL/kg bw. These data indicate that C9 aromatic solvents show that LD50/LC50 values are greater than limit doses for acute toxicity studies established under OECD test guidelines.

Irritation and Sensitization

Several irritation studies, including skin, eye, and lung/respiratory system, have been conducted on members of the category. The results indicate that C9 aromatic hydrocarbon solvents are mildly to moderately irritating to the skin, minimally irritating to the eye, and have the potential to irritate the respiratory tract and cause depression of respiratory rates in mice. Respiratory irritation is a key endpoint in the current occupational exposure limits established for C9 aromatic hydrocarbon solvents and trimethylbenzenes. No evidence of skin sensitization was identified.

Repeated Dose Toxicity

Inhalation: The results from a subchronic (3 month) neurotoxicity study and a one-year chronic study (6 hr/day, 5 days/week) indicate that effects from inhalation exposure to C9 Aromatic Hydrocarbon Solvents on systemic toxicity are slight. A battery of neurotoxicity and neurobehavioral endpoints were evaluated in the 3-month inhalation study on C9 aromatic naphtha tested at concentrations of 0, 101, 452, or 1320 ppm (0, 500, 2,220, or 6,500 mg/m³). In this study, other than a transient weight reduction in the high exposure group (not statistically significant at termination of exposures), no effects were reported on neuropathology.

Spot Marking Paint- White, Grey, Cream

or neuro/behavioral parameters. The NOAEL for systemic and/or neurotoxicity was 6,500 mg/m³, the highest concentration tested. In an inhalation study of a commercial blend, rats were exposed to C9 aromatic naphtha concentrations of 0, 96, 198, or 373 ppm (0, 470, 970, 1830 mg/m³) for 6 hr/day, 5 days/week, for 12 months. Liver and kidney weights were increased in the high exposure group but no accompanying histopathology was observed in these organs.

The NOAEL was considered to be the high exposure level of 373 ppm, or 1830 mg/m³. In two subchronic rat inhalation studies, both of three months duration, rats were exposed to the individual TMB isomers (1,2,4- and 1,3,5-) to nominal concentrations of 0, 25, 100, or 250 ppm (0, 123, 492, or 1230 mg/m³). Respiratory irritation was observed at 492 (100 ppm) and 1230 mg/m³ (250 ppm) and no systemic toxicity was observed in either study. For both pure isomers, the NOELs are 25 ppm or 123 mg/m³ for respiratory irritation and 250 ppm or 1230 mg/m³ for systemic effects.

Oral: The C9 aromatic naphtha has not been tested via the oral route of exposure. Individual TMB isomers have been evaluated in a series of repeated-dose oral studies ranging from 14 days to 3 months over a wide range of doses. The effects observed in these studies included increased liver and kidney weights, changes in blood chemistry, increased salivation, and decreased weight gain at higher doses. Organ weight changes appeared to be adaptive as they were not accompanied by histopathological effects. Blood changes appeared sporadic and without pattern. One study reported hyaline droplet nephropathy in male rats at the highest dose (1000 mg/kg bw-day), an effect that is often associated with alpha-2mu-globulin-induced nephropathy and not considered relevant to humans. The doses at which effects were detected were 100 mg/kg-bw day or above (an exception was the pilot 14 day oral study - LOAEL 150 mg/kg bw-day - but the follow up three month study had a LOAEL of 600 mg/kg-bw-day with a NOAEL of 200 mg/kg bw-day). Since effects generally were not severe and could be considered adaptive or spurious, oral exposure does not appear to pose a high toxicity hazard for pure trimethylbenzene isomers.

Mutagenicity

In vitro genotoxicity testing of a variety of C9 aromatics has been conducted in both bacterial and mammalian cells. In vitro point mutation tests were conducted with *Salmonella typhimurium* and *Escherichia coli* bacterial strains, as well as with cultured mammalian cells such as the Chinese hamster cell ovary cells (HGPRT assay) with and without metabolic activation. In addition, several types of in vitro chromosomal aberration tests have been performed (chromosome aberration frequency in Chinese hamster ovary and lung cells, sister chromatid exchange in CHO cells). Results were negative both with and without metabolic activation for all category members. For the supporting chemical 1,2,3-TMB, a single in vitro chromosome aberration test was weakly positive. In in vivo bone marrow cytogenetics test, rats were exposed to C9 aromatic naphtha at concentrations of 0, 153, 471, or 1540 ppm (0, 750, 2,310, or 7,560 mg/m³) 6 hr/day, for 5 days. No evidence of in vivo somatic cell genotoxicity was detected. Based on the cumulative results of these assays, genetic toxicity is unlikely for substances in the C9 Aromatic Hydrocarbon Solvents Category

Reproductive and Developmental Toxicity

Results from the three-generation reproduction inhalation study in rats indicate limited effects from C9 aromatic naphtha. In each of three generations (F0, F1 and F2), rats were exposed to High Flash Aromatic Naphtha (CAS RN 64742-95-6) via whole body inhalation at target concentrations of 0, 100, 500, or 1500 ppm (actual mean concentrations throughout the full study period were 0, 103, 495, or 1480 ppm, equivalent to 0, 505, 2430, or 7265 mg/m³, respectively). In each generation, both sexes were exposed for 10 weeks prior to and two weeks during mating for 6 hrs/day, 5 days/wks. Female rats in the F0, F1, and F2 generation were then exposed during gestation days 0-20 and lactation days 5-21 for 6 hrs/day, 7 days/wk. The age at exposure initiation differed among generations; F0 rats were exposed starting at 9 weeks of age, F1 exposure began at 5-7 weeks, and F2 exposure began at postnatal day (PND) 22. In the F0 and F1 parental generations, 30 rats/sex/group were exposed and mated. However, in the F2 generation, 40/sex/group were initially exposed due to concerns for toxicity, and 30/sex/group were randomly selected for mating, except that all survivors were used at 1480 ppm. F3 litters were not exposed directly and were sacrificed on lactation day 21.

Systemic Effects on Parental Generations:

The F0 males showed statistically and biologically significantly decreased mean body weight by ~15% at 1480 ppm when compared with controls. Seven females died or were sacrificed in extremis at 1480 ppm. The F0 female rats in the 495 ppm exposed group had a 13% decrease in body weight gain when adjusted for initial body weight when compared to controls. The F1 parents at 1480 ppm had statistically significantly decreased mean body weights (by ~13% (females) and 22% (males)), and locomotor activity. F1 parents at 1480 ppm had increased ataxia and mortality (six females). Most F2 parents (70/80) exposed to 1480 ppm died within the first week. The remaining animals survived throughout the rest of the exposure period. At week 4 and continuing through the study, F2 parents at 1480 ppm had statistically significant mean body weights much lower than controls (~33% for males; ~28% for females); body weights at 495 ppm were also reduced significantly (by 13% in males and 15% in females). The male rats in the 495 ppm exposed group had a 12% decrease in body weight gain when adjusted for initial body weight when compared to controls. Based on reduced body weight observed, the overall systemic toxicity LOAEC is 495 ppm (2430 mg/m³).

Reproductive Toxicity-Effects on Parental Generations: There were no pathological changes noted in the reproductive organs of any animal of the F0, F1, or F2 generation. No effects were reported on sperm morphology, gestational period, number of implantation sites, or post-implantation loss in any generation. Also, there were no statistically or biologically significant differences in any of the reproductive parameters, including: number of mated females, copulatory index, copulatory interval, number of females delivering a litter, number of females delivering a live litter, or male fertility in the F0 or in the F2 generation. Male fertility was statistically significantly reduced at 1480 ppm in the F1 rats. However, male fertility was not affected in the F0 or in the F2 generations; therefore, the biological significance of this change is unknown and may or may not be attributed to the test substance. No reproductive effects were observed in the F0 or F1 dams exposed to 1480 ppm (7265 mg/m³). Due to excessive mortality at the highest concentration (1480 ppm, only six dams available) in the F2 generation, a complete evaluation is precluded. However, no clear signs of reproductive toxicity were observed in the F2 generation. Therefore, the reproductive NOAEC is considered 495 ppm (2430 mg/m³), which excludes analysis of the highest concentration due to excessive mortality. Developmental Toxicity - Effects on Pups: Because of significant maternal toxicity (including mortality) in dams in all generations at the highest concentration (1480 ppm), effects in offspring at 1480 ppm are not reported here. No significant effects were observed in the F1 and F2 generation offspring at 103 or 495 ppm. However, in F3 offspring, body weights and body weight gain were reduced by ~ 10-11% compared with controls at 495 ppm for approximately a week (PND 14 through 21). Maternal body weight was also depressed by ~ 12% throughout the gestational period compared with controls. The overall developmental LOAEC from this study is 495 ppm (2430 mg/m³) based on the body weights reductions observed in the F3 offspring. Conclusion: No effects on reproductive parameters were observed at any exposure concentration, although a confident

Spot Marking Paint- White, Grey, Cream

assessment of the group exposed at the highest concentration was not possible. A potential developmental effect (reduction in mean pup weight and weight gain) was observed at a concentration that was also associated with maternal toxicity.

For petroleum: This product contains benzene, which can cause acute myeloid leukaemia, and n-hexane, which can be metabolized to compounds which are toxic to the nervous system. This product contains toluene, and animal studies suggest high concentrations of toluene lead to hearing loss. This product contains ethyl benzene and naphthalene, from which animal testing shows evidence of tumour formation.

Cancer-causing potential: Animal testing shows inhaling petroleum causes tumours of the liver and kidney; these are however not considered to be relevant in humans.

Mutation-causing potential: Most studies involving gasoline have returned negative results regarding the potential to cause mutations, including all recent studies in living human subjects (such as in petrol service station attendants).

Reproductive toxicity: Animal studies show that high concentrations of toluene (>0.1%) can cause developmental effects such as lower birth weight and developmental toxicity to the nervous system of the foetus. Other studies show no adverse effects on the foetus.

Human effects: Prolonged or repeated contact may cause defatting of the skin which can lead to skin inflammation and may make the skin more susceptible to irritation and penetration by other materials.

Animal testing shows that exposure to gasoline over a lifetime can cause kidney cancer, but the relevance in humans is questionable.

TITANIUM DIOXIDE*** IUCLID**

Exposure to the material may result in a possible risk of irreversible effects. The material may produce mutagenic effects in man. This concern is raised, generally, on the basis of appropriate studies using mammalian somatic cells in vivo. Such findings are often supported by positive results from in vitro mutagenicity studies.

For titanium dioxide:

Humans can be exposed to titanium dioxide via inhalation, ingestion or dermal contact. In human lungs, the clearance kinetics of titanium dioxide is poorly characterized relative to that in experimental animals. (General particle characteristics and host factors that are considered to affect deposition and retention patterns of inhaled, poorly soluble particles such as titanium dioxide are summarized in the monograph on carbon black.) With regard to inhaled titanium dioxide, human data are mainly available from case reports that showed deposits of titanium dioxide in lung tissue as well as in lymph nodes. A single clinical study of oral ingestion of fine titanium dioxide showed particle size-dependent absorption by the gastrointestinal tract and large interindividual variations in blood levels of titanium dioxide. Studies on the application of sunscreens containing ultrafine titanium dioxide to healthy skin of human volunteers revealed that titanium dioxide particles only penetrate into the outermost layers of the stratum corneum, suggesting that healthy skin is an effective barrier to titanium dioxide. There are no studies on penetration of titanium dioxide in compromised skin.

Respiratory effects that have been observed among groups of titanium dioxide-exposed workers include decline in lung function, pleural disease with plaques and pleural thickening, and mild fibrotic changes. However, the workers in these studies were also exposed to asbestos and/or silica.

No data were available on genotoxic effects in titanium dioxide-exposed humans.

Many data on deposition, retention and clearance of titanium dioxide in experimental animals are available for the inhalation route. Titanium dioxide inhalation studies showed differences — both for normalized pulmonary burden (deposited mass per dry lung, mass per body weight) and clearance kinetics — among rodent species including rats of different size, age and strain. Clearance of titanium dioxide is also affected by pre-exposure to gaseous pollutants or co-exposure to cytotoxic aerosols.

Differences in dose rate or clearance kinetics and the appearance of focal areas of high particle burden have been implicated in the higher toxic and inflammatory lung responses to intratracheally instilled vs inhaled titanium dioxide particles. Experimental studies with titanium dioxide have demonstrated that rodents experience dose-dependent impairment of alveolar macrophage-mediated clearance. Hamsters have the most efficient clearance of inhaled titanium dioxide. Ultrafine primary particles of titanium dioxide are more slowly cleared than their fine counterparts.

Titanium dioxide causes varying degrees of inflammation and associated pulmonary effects including lung epithelial cell injury, cholesterol granulomas and fibrosis. Rodents experience stronger pulmonary effects after exposure to ultrafine titanium dioxide particles compared with fine particles on a mass basis. These differences are related to lung burden in terms of particle surface area, and are considered to result from impaired phagocytosis and sequestration of ultrafine particles into the interstitium.

Fine titanium dioxide particles show minimal cytotoxicity to and inflammatory/pro-fibrotic mediator release from primary human alveolar macrophages in vitro compared with other particles. Ultrafine titanium dioxide particles inhibit phagocytosis of alveolar macrophages in vitro at mass dose concentrations at which this effect does not occur with fine titanium dioxide. In-vitro studies with fine and ultrafine titanium dioxide and purified DNA show induction of DNA damage that is suggestive of the generation of reactive oxygen species by both particle types. This effect is stronger for ultrafine than for fine titanium oxide, and is markedly enhanced by exposure to simulated sunlight/ultraviolet light.

Animal carcinogenicity data

Pigmentary and ultrafine titanium dioxide were tested for carcinogenicity by oral administration in mice and rats, by inhalation in rats and female mice, by intratracheal administration in hamsters and female rats and mice, by subcutaneous injection in rats and by intraperitoneal administration in male mice and female rats.

In one inhalation study, the incidence of benign and malignant lung tumours was increased in female rats. In another inhalation study, the incidences of lung adenomas were increased in the high-dose groups of male and female rats. Cystic keratinizing lesions that were diagnosed as squamous-cell carcinomas but re-evaluated as non-neoplastic pulmonary keratinizing cysts were also observed in the high-dose groups of female rats. Two inhalation studies in rats and one in female mice were negative. Intratracheally instilled female rats showed an increased incidence of both benign and malignant lung tumours following treatment with two types of titanium dioxide. Tumour incidence was not increased in intratracheally instilled hamsters and female mice.

In-vivo studies have shown enhanced micronucleus formation in bone marrow and peripheral blood lymphocytes of intraperitoneally instilled mice. Increased Hprt mutations were seen in lung epithelial cells isolated from titanium dioxide-instilled rats. In another study, no enhanced oxidative DNA damage was observed in lung tissues of rats that were intratracheally instilled with titanium dioxide. The results of most in-vitro genotoxicity studies with titanium dioxide were negative.

The material may produce moderate eye irritation leading to inflammation. Repeated or prolonged exposure to irritants may

Spot Marking Paint- White, Grey, Cream

| | |
|---|--|
| | <p>produce conjunctivitis.</p> <p>The material may cause skin irritation after prolonged or repeated exposure and may produce a contact dermatitis (nonallergic). This form of dermatitis is often characterised by skin redness (erythema) and swelling epidermis. Histologically there may be intercellular oedema of the spongy layer (spongiosis) and intracellular oedema of the epidermis.</p> <p>WARNING: This substance has been classified by the IARC as Group 2B: Possibly Carcinogenic to Humans.</p> |
| ETHANOL | <p>The material may cause skin irritation after prolonged or repeated exposure and may produce a contact dermatitis (nonallergic). This form of dermatitis is often characterised by skin redness (erythema) and swelling the epidermis. Histologically there may be intercellular oedema of the spongy layer (spongiosis) and intracellular oedema of the epidermis.</p> |
| HYDROCARBON PROPELLANT | <p>for Petroleum Hydrocarbon Gases:</p> <p>In many cases, there is more than one potentially toxic constituent in a refinery gas. In those cases, the constituent that is most toxic for a particular endpoint in an individual refinery stream is used to characterize the endpoint hazard for that stream. The hazard potential for each mammalian endpoint for each of the petroleum hydrocarbon gases is dependent upon each petroleum hydrocarbon gas constituent endpoint toxicity values (LC50, LOAEL, etc.) and the relative concentration of the constituent present in that gas. It should also be noted that for an individual petroleum hydrocarbon gas, the constituent characterizing toxicity may be different for different mammalian endpoints, again, being dependent upon the concentration of the different constituents in each, distinct petroleum hydrocarbon gas.</p> <p>All Hydrocarbon Gases Category members contain primarily hydrocarbons (i.e., alkanes and alkenes) and occasionally asphyxiant gases like hydrogen. The inorganic components of the petroleum hydrocarbon gases are less toxic than the C1 - C4 and C5 - C6 hydrocarbon components to both mammalian and aquatic organisms. Unlike other petroleum product categories (e.g. gasoline, diesel fuel, lubricating oils, etc.), the inorganic and hydrocarbon constituents of hydrocarbon gases can be evaluated for hazard individually to then predict the screening level hazard of the Category members</p> <p>Acute toxicity: No acute toxicity LC50 values have been derived for the C1 -C4 and C5- C6 hydrocarbon (HC) fractions because no mortality was observed at the highest exposure levels tested (~ 5 mg/l) for these petroleum hydrocarbon gas constituents. The order of acute toxicity of petroleum hydrocarbon gas constituents from most to least toxic is: C5-C6 HCs (LC50 > 1063 ppm) > C1-C4 HCs (LC50 > 10,000 ppm) > benzene (LC50 = 13,700 ppm) > butadiene (LC50 = 129,000 ppm) > asphyxiant gases (hydrogen, carbon dioxide, nitrogen).</p> <p>Repeat dose toxicity: With the exception of the asphyxiant gases, repeated dose toxicity has been observed in individual selected petroleum hydrocarbon gas constituents. Based upon LOAEL values, the order of order of repeated-dose toxicity of these constituents from most toxic to the least toxic is: Benzene (LOAEL .>=10 ppm) >C1-C4 HCs (LOAEL = 5,000 ppm; assumed to be 100% 2-butene) > C5-C6 HCs (LOAEL = 6,625 ppm) > butadiene (LOAEL = 8,000 ppm) > asphyxiant gases (hydrogen, carbon dioxide, nitrogen).</p> <p>Genotoxicity:</p> <p>In vitro: The majority of the Petroleum Hydrocarbon Gases Category components are negative for <i>in vitro</i> genotoxicity. The exceptions are: benzene and 1,3-butadiene, which are genotoxic in bacterial and mammalian <i>in vitro</i> test systems.</p> <p>In vivo: The majority of the Petroleum Hydrocarbon Gases Category components are negative for <i>in vivo</i> genotoxicity. The exceptions are benzene and 1,3-butadiene, which are genotoxic in <i>in vivo</i> test systems</p> <p>Developmental toxicity: Developmental effects were induced by two of the petroleum hydrocarbon gas constituents, benzene and the C5 -C6 hydrocarbon fraction. No developmental toxicity was observed at the highest exposure levels tested for the other petroleum hydrocarbon gas constituents tested for this effect. The asphyxiant gases have not been tested for developmental toxicity. Based on LOAEL and NOAEL values, the order of acute toxicity of these constituents from most to least toxic is: Benzene (LOAEL = 20 ppm) > butadiene (NOAEL .>=1,000 ppm) > C5-C6 HCs (LOAEL = 3,463 ppm) > C1-C4 HCs (NOAEL .>=5,000 ppm; assumed to be 100% 2-butene) > asphyxiant gases (hydrogen, carbon dioxide, nitrogen).</p> <p>Reproductive toxicity: Reproductive effects were induced by only two petroleum hydrocarbon gas constituents, benzene and isobutane (a constituent of the the C1-C4 hydrocarbon fraction). No reproductive toxicity was observed at the highest exposure levels tested for the other petroleum hydrocarbon gas constituents tested for this effect. The asphyxiant gases have not been tested for reproductive toxicity. Based on LOAEL and NOAEL values, the order of reproductive toxicity of these constituents from most to least toxic is: Benzene (LOAEL = 300 ppm) > butadiene (NOAEL .>=6,000 ppm) > C5-C6 HCs (NOAEL .>=6,521 ppm) > C1-C4 HCs (LOAEL = 9,000 ppm; assumed to be 100% isobutane) > asphyxiant gases (hydrogen, carbon dioxide, nitrogen)</p> |
| ETHYL ACETATE & TITANIUM DIOXIDE | <p>Asthma-like symptoms may continue for months or even years after exposure to the material ends. This may be due to a non-allergic condition known as reactive airways dysfunction syndrome (RADS) which can occur after exposure to high levels of highly irritating compound. Main criteria for diagnosing RADS include the absence of previous airways disease in a non-atopic individual, with sudden onset of persistent asthma-like symptoms within minutes to hours of a documented exposure to the irritant. Other criteria for diagnosis of RADS include a reversible airflow pattern on lung function tests, moderate to severe bronchial hyperreactivity on methacholine challenge testing, and the lack of minimal lymphocytic inflammation, without eosinophilia. RADS (or asthma) following an irritating inhalation is an infrequent disorder with rates related to the concentration of and duration of exposure to the irritating substance. On the other hand, industrial bronchitis is a disorder that occurs as a result of exposure due to high concentrations of irritating substance (often particles) and is completely reversible after exposure ceases. The disorder is characterized by difficulty breathing, cough and mucus production.</p> |
| NAPHTHA, PETROLEUM, HYDRODESULFURISED HEAVY & TITANIUM DIOXIDE & HYDROCARBON PROPELLANT | <p>No significant acute toxicological data identified in literature search.</p> |
| NAPHTHA, PETROLEUM, HYDRODESULFURISED HEAVY & NAPHTHA PETROLEUM, LIGHT | <p>Studies indicate that normal, branched and cyclic paraffins are absorbed from the mammalian gastrointestinal tract and that the absorption of n-paraffins is inversely proportional to the carbon chain length, with little absorption above C30. With respect to the carbon chain lengths likely to be present in mineral oil, n-paraffins may be absorbed to a greater extent than iso- or cyclo-paraffins.</p> |

Spot Marking Paint- White, Grey, Cream

AROMATIC SOLVENT

The major classes of hydrocarbons have been shown to be well absorbed by the gastrointestinal tract in various species. In many cases, the hydrophobic hydrocarbons are ingested in association with dietary lipids. The dependence of hydrocarbon absorption on concomitant triglyceride digestion and absorption, is known as the "hydrocarbon continuum hypothesis", and asserts that a series of solubilising phases in the intestinal lumen, created by dietary triglycerides and their digestion products, afford hydrocarbons a route to the lipid phase of the intestinal absorptive cell (enterocyte) membrane. While some hydrocarbons may traverse the mucosal epithelium unmetabolised and appear as solutes in lipoprotein particles in intestinal lymph, there is evidence that most hydrocarbons partially separate from nutrient lipids and undergo metabolic transformation in the enterocyte. The enterocyte may play a major role in determining the proportion of an absorbed hydrocarbon that, by escaping initial biotransformation, becomes available for deposition in its unchanged form in peripheral tissues such as adipose tissue, or in the liver.

| | | | |
|-----------------------------------|---|--------------------------|---|
| Acute Toxicity | ✗ | Carcinogenicity | ✗ |
| Skin Irritation/Corrosion | ✓ | Reproductivity | ✗ |
| Serious Eye Damage/Irritation | ✓ | STOT - Single Exposure | ✓ |
| Respiratory or Skin sensitisation | ✗ | STOT - Repeated Exposure | ✓ |
| Mutagenicity | ✓ | Aspiration Hazard | ✗ |

Legend: ✗ – Data either not available or does not fill the criteria for classification
 ✓ – Data available to make classification

SECTION 12 Ecological information

Toxicity

| Spot Marking Paint- White, Grey, Cream | Endpoint | Test Duration (hr) | Species | Value | Source |
|---|---------------|--------------------|-------------------------------|---------------|---------------|
| | Not Available | Not Available | Not Available | Not Available | Not Available |
| ethyl acetate | Endpoint | Test Duration (hr) | Species | Value | Source |
| | LC50 | 96h | Fish | >75.6mg/l | 2 |
| | EC50 | 72h | Algae or other aquatic plants | 1800-3200mg/l | 4 |
| | EC50 | 48h | Crustacea | 164mg/l | 1 |
| | EC50 | 96h | Algae or other aquatic plants | 2500mg/l | 4 |
| | NOEC(ECx) | 72h | Algae or other aquatic plants | >100mg/l | 1 |
| naphtha, petroleum, hydrodesulfurised heavy | Endpoint | Test Duration (hr) | Species | Value | Source |
| | NOEC(ECx) | 72h | Algae or other aquatic plants | 0.1mg/l | 1 |
| | EC50 | 72h | Algae or other aquatic plants | 13mg/l | 1 |
| | EC50(ECx) | 48h | Crustacea | >0.002mg/l | 2 |
| | EC50 | 96h | Algae or other aquatic plants | 64mg/l | 2 |
| | EC50 | 48h | Crustacea | >0.002mg/l | 2 |
| | NOEC(ECx) | 504h | Crustacea | 0.097mg/l | 2 |
| | EC50 | 72h | Algae or other aquatic plants | 0.53mg/l | 2 |
| | EC50 | 96h | Algae or other aquatic plants | 0.58mg/l | 2 |
| | EC50(ECx) | 48h | Crustacea | >100mg/l | 1 |
| | EC50 | 96h | Algae or other aquatic plants | 450mg/l | 1 |
| | EC50 | 48h | Crustacea | >100mg/l | 1 |
| | NOEC(ECx) | 72h | Algae or other aquatic plants | <0.1mg/l | 1 |
| | EC50 | 72h | Algae or other aquatic plants | 6.5mg/l | 1 |
| | LC50 | 96h | Fish | >100000mg/L | 4 |
| | EC50 | 96h | Algae or other aquatic plants | 64mg/l | 2 |
| | EC50(ECx) | 24h | Crustacea | 36mg/l | 1 |
| | LC50 | 96h | Fish | 0.00746mg/l | 4 |
| | NOEC(ECx) | 72h | Algae or other aquatic plants | <0.1mg/l | 1 |
| | EC50 | 96h | Algae or other aquatic plants | 64mg/l | 2 |
| | EC50 | 72h | Algae or other aquatic plants | 6.5mg/l | 1 |

Continued...

Spot Marking Paint- White, Grey, Cream

| | | | | | |
|--|-----------------|---------------------------|-------------------------------|---------------|---------------|
| | LC50 | 96h | Fish | 8.8mg/l | 4 |
| | EC50 | 48h | Crustacea | 2.7-5.1mg/l | 4 |
| | NOEC(ECx) | 72h | Algae or other aquatic plants | <0.1mg/l | 1 |
| | EC50 | 96h | Algae or other aquatic plants | 64mg/l | 2 |
| | EC50 | 72h | Algae or other aquatic plants | 6.5mg/l | 1 |
| | NOEC(ECx) | 720h | Fish | 0.02mg/l | 2 |
| | EC50 | 96h | Algae or other aquatic plants | 0.277mg/l | 2 |
| | LC50 | 96h | Fish | 0.14mg/l | 2 |
| naphtha petroleum, light aromatic solvent | Endpoint | Test Duration (hr) | Species | Value | Source |
| | NOEC(ECx) | 72h | Algae or other aquatic plants | 1mg/l | 1 |
| | EC50 | 72h | Algae or other aquatic plants | 19mg/l | 1 |
| | EC50 | 96h | Algae or other aquatic plants | 64mg/l | 2 |
| | EC50 | 48h | Crustacea | 6.14mg/l | 1 |
| titanium dioxide | Endpoint | Test Duration (hr) | Species | Value | Source |
| | BCF | 1008h | Fish | <1.1-9.6 | 7 |
| | LC50 | 96h | Fish | 1.85-3.06mg/l | 4 |
| | EC50 | 72h | Algae or other aquatic plants | 3.75-7.58mg/l | 4 |
| | EC50 | 48h | Crustacea | 1.9mg/l | 2 |
| | EC50 | 96h | Algae or other aquatic plants | 179.05mg/l | 2 |
| | NOEC(ECx) | 504h | Crustacea | 0.02mg/l | 4 |
| ethanol | Endpoint | Test Duration (hr) | Species | Value | Source |
| | EC50(ECx) | 96h | Algae or other aquatic plants | <0.001mg/L | 4 |
| | EC50 | 72h | Algae or other aquatic plants | 275mg/l | 2 |
| | LC50 | 96h | Fish | 42mg/l | 4 |
| | EC50 | 96h | Algae or other aquatic plants | <0.001mg/L | 4 |
| | EC50 | 48h | Crustacea | 2mg/l | 4 |
| hydrocarbon propellant | Endpoint | Test Duration (hr) | Species | Value | Source |
| | EC50(ECx) | 96h | Algae or other aquatic plants | 7.71mg/l | 2 |
| | LC50 | 96h | Fish | 24.11mg/l | 2 |
| | EC50 | 96h | Algae or other aquatic plants | 7.71mg/l | 2 |
| Legend: <i>Extracted from 1. IUCLID Toxicity Data 2. Europe ECHA Registered Substances - Ecotoxicological Information - Aquatic Toxicity 4. US EPA, Ecotox database - Aquatic Toxicity Data 5. ECETOC Aquatic Hazard Assessment Data 6. NITE (Japan) - Bioconcentration Data 7. METI (Japan) - Bioconcentration Data 8. Vendor Data</i> | | | | | |

Harmful to aquatic organisms, may cause long-term adverse effects in the aquatic environment.

Do NOT allow product to come in contact with surface waters or to intertidal areas below the mean high water mark. Do not contaminate water when cleaning equipment or disposing of equipment wash-waters.

Wastes resulting from use of the product must be disposed of on site or at approved waste sites.

DO NOT discharge into sewer or waterways.

Persistence and degradability

| Ingredient | Persistence: Water/Soil | Persistence: Air |
|------------------|-----------------------------|------------------------------|
| ethyl acetate | LOW (Half-life = 14 days) | LOW (Half-life = 14.71 days) |
| titanium dioxide | HIGH | HIGH |
| ethanol | LOW (Half-life = 2.17 days) | LOW (Half-life = 5.08 days) |

Bioaccumulative potential

| Ingredient | Bioaccumulation |
|------------------|----------------------|
| ethyl acetate | HIGH (BCF = 3300) |
| titanium dioxide | LOW (BCF = 10) |
| ethanol | LOW (LogKOW = -0.31) |

Continued...

Spot Marking Paint- White, Grey, Cream

Mobility in soil

| Ingredient | Mobility |
|------------------|-------------------|
| ethyl acetate | LOW (KOC = 6.131) |
| titanium dioxide | LOW (KOC = 23.74) |
| ethanol | HIGH (KOC = 1) |


SECTION 13 Disposal considerations

Waste treatment methods

| | |
|------------------------------|---|
| Product / Packaging disposal | <p>Legislation addressing waste disposal requirements may differ by country, state and/ or territory. Each user must refer to laws operating in their area. In some areas, certain wastes must be tracked.</p> <p>A Hierarchy of Controls seems to be common - the user should investigate:</p> <ul style="list-style-type: none"> ▸ Reduction ▸ Reuse ▸ Recycling ▸ Disposal (if all else fails) <p>This material may be recycled if unused, or if it has not been contaminated so as to make it unsuitable for its intended use. If it has been contaminated, it may be possible to reclaim the product by filtration, distillation or some other means. Shelf life considerations should also be applied in making decisions of this type. Note that properties of a material may change in use, and recycling or reuse may not always be appropriate.</p> <ul style="list-style-type: none"> ▸ DO NOT allow wash water from cleaning or process equipment to enter drains. ▸ It may be necessary to collect all wash water for treatment before disposal. ▸ In all cases disposal to sewer may be subject to local laws and regulations and these should be considered first. ▸ Where in doubt contact the responsible authority. ▸ Consult State Land Waste Management Authority for disposal. ▸ Discharge contents of damaged aerosol cans at an approved site. ▸ Allow small quantities to evaporate. ▸ DO NOT incinerate or puncture aerosol cans. ▸ Bury residues and emptied aerosol cans at an approved site. |
| | |

SECTION 14 Transport information

Labels Required

| | |
|------------------|---|
| |  |
| Marine Pollutant | NO |
| HAZCHEM | Not Applicable |

Land transport (ADG)

| | | |
|------------------------------|--------------------|------------------------|
| UN number or ID number | 1950 | |
| UN proper shipping name | AEROSOLS | |
| Transport hazard class(es) | Class | 2.1 |
| | Subsidiary risk | Not Applicable |
| Packing group | Not Applicable | |
| Environmental hazard | Not Applicable | |
| Special precautions for user | Special provisions | 63 190 277 327 344 381 |
| | Limited quantity | 1000ml |

Air transport (ICAO-IATA / DGR)

| | | |
|----------------------------|--|-----|
| UN number | 1950 | |
| UN proper shipping name | Aerosols, flammable; Aerosols, flammable (engine starting fluid) | |
| Transport hazard class(es) | ICAO/IATA Class | 2.1 |

Spot Marking Paint- White, Grey, Cream

| | | |
|------------------------------|---|-----------------------------------|
| | ICAO / IATA Subrisk | Not Applicable |
| | ERG Code | 10L |
| Packing group | Not Applicable | |
| Environmental hazard | Not Applicable | |
| Special precautions for user | Special provisions | A145 A167 A802; A1 A145 A167 A802 |
| | Cargo Only Packing Instructions | 203 |
| | Cargo Only Maximum Qty / Pack | 150 kg |
| | Passenger and Cargo Packing Instructions | 203; Forbidden |
| | Passenger and Cargo Maximum Qty / Pack | 75 kg; Forbidden |
| | Passenger and Cargo Limited Quantity Packing Instructions | Y203; Forbidden |
| | Passenger and Cargo Limited Maximum Qty / Pack | 30 kg G; Forbidden |

Sea transport (IMDG-Code / GGVSee)

| | | |
|------------------------------|--------------------|----------------------------|
| UN number | 1950 | |
| UN proper shipping name | AEROSOLS | |
| Transport hazard class(es) | IMDG Class | 2.1 |
| | IMDG Subrisk | Not Applicable |
| Packing group | Not Applicable | |
| Environmental hazard | Not Applicable | |
| Special precautions for user | EMS Number | F-D, S-U |
| | Special provisions | 63 190 277 327 344 381 959 |
| | Limited Quantities | 1000 ml |

Transport in bulk according to Annex II of MARPOL and the IBC code

Not Applicable

Transport in bulk in accordance with MARPOL Annex V and the IMSBC Code

| Product name | Group |
|---|---------------|
| ethyl acetate | Not Available |
| naphtha, petroleum, hydrodesulfurised heavy | Not Available |
| naphtha petroleum, light aromatic solvent | Not Available |
| titanium dioxide | Not Available |
| ethanol | Not Available |
| hydrocarbon propellant | Not Available |

Transport in bulk in accordance with the IGC Code

| Product name | Ship Type |
|---|---------------|
| ethyl acetate | Not Available |
| naphtha, petroleum, hydrodesulfurised heavy | Not Available |
| naphtha petroleum, light aromatic solvent | Not Available |
| titanium dioxide | Not Available |
| ethanol | Not Available |
| hydrocarbon propellant | Not Available |

SECTION 15 Regulatory information

Safety, health and environmental regulations / legislation specific for the substance or mixture

Continued...

Spot Marking Paint- White, Grey, Cream

ethyl acetate is found on the following regulatory lists

Australian Inventory of Industrial Chemicals (AIIC)

naphtha, petroleum, hydrodesulfurised heavy is found on the following regulatory lists

Australian Inventory of Industrial Chemicals (AIIC)

Chemical Footprint Project - Chemicals of High Concern List

International Agency for Research on Cancer (IARC) - Agents Classified by the IARC Monographs - Not Classified as Carcinogenic

naphtha petroleum, light aromatic solvent is found on the following regulatory lists

Australian Inventory of Industrial Chemicals (AIIC)

Chemical Footprint Project - Chemicals of High Concern List

International Agency for Research on Cancer (IARC) - Agents Classified by the IARC Monographs - Not Classified as Carcinogenic

titanium dioxide is found on the following regulatory lists

Australian Inventory of Industrial Chemicals (AIIC)

Chemical Footprint Project - Chemicals of High Concern List

International Agency for Research on Cancer (IARC) - Agents Classified by the IARC Monographs

International Agency for Research on Cancer (IARC) - Agents Classified by the IARC Monographs - Group 2B: Possibly carcinogenic to humans

International WHO List of Proposed Occupational Exposure Limit (OEL) Values for Manufactured Nanomaterials (MNMS)

ethanol is found on the following regulatory lists

Australian Inventory of Industrial Chemicals (AIIC)

hydrocarbon propellant is found on the following regulatory lists

Australian Inventory of Industrial Chemicals (AIIC)

Chemical Footprint Project - Chemicals of High Concern List

National Inventory Status

| National Inventory | Status |
|---|--|
| Australia - AIIC / Australia Non-Industrial Use | Yes |
| Canada - DSL | Yes |
| Canada - NDSL | No (ethyl acetate; naphtha, petroleum, hydrodesulfurised heavy; naphtha petroleum, light aromatic solvent; ethanol; hydrocarbon propellant) |
| China - IECSC | Yes |
| Europe - EINEC / ELINCS / NLP | Yes |
| Japan - ENCS | Yes |
| Korea - KECI | Yes |
| New Zealand - NZIoC | Yes |
| Philippines - PICCS | Yes |
| USA - TSCA | Yes |
| Taiwan - TCSI | Yes |
| Mexico - INSQ | Yes |
| Vietnam - NCI | Yes |
| Russia - FBEPH | Yes |
| Legend: | <p>Yes = All CAS declared ingredients are on the inventory</p> <p>No = One or more of the CAS listed ingredients are not on the inventory. These ingredients may be exempt or will require registration.</p> |

SECTION 16 Other information

| | |
|----------------------|------------|
| Revision Date | 23/12/2022 |
| Initial Date | 06/12/2016 |

SDS Version Summary

| Version | Date of Update | Sections Updated |
|---------|----------------|--|
| 3.1 | 01/11/2019 | One-off system update. NOTE: This may or may not change the GHS classification |
| 4.1 | 23/12/2022 | Classification review due to GHS Revision change. |

Other information

Classification of the preparation and its individual components has drawn on official and authoritative sources as well as independent review by the Chemwatch

Continued...

Spot Marking Paint- White, Grey, Cream

Classification committee using available literature references.

The SDS is a Hazard Communication tool and should be used to assist in the Risk Assessment. Many factors determine whether the reported Hazards are Risks in the workplace or other settings. Risks may be determined by reference to Exposures Scenarios. Scale of use, frequency of use and current or available engineering controls must be considered.

Definitions and abbreviations

PC—TWA: Permissible Concentration-Time Weighted Average
PC—STEL: Permissible Concentration-Short Term Exposure Limit
IARC: International Agency for Research on Cancer
ACGIH: American Conference of Governmental Industrial Hygienists
STEL: Short Term Exposure Limit
TEEL: Temporary Emergency Exposure Limit,
IDLH: Immediately Dangerous to Life or Health Concentrations
ES: Exposure Standard
OSF: Odour Safety Factor
NOAEL :No Observed Adverse Effect Level
LOAEL: Lowest Observed Adverse Effect Level
TLV: Threshold Limit Value
LOD: Limit Of Detection
OTV: Odour Threshold Value
BCF: BioConcentration Factors
BEI: Biological Exposure Index
AIIIC: Australian Inventory of Industrial Chemicals
DSL: Domestic Substances List
NDSL: Non-Domestic Substances List
IECSC: Inventory of Existing Chemical Substance in China
EINECS: European INventory of Existing Commercial chemical Substances
ELINCS: European List of Notified Chemical Substances
NLP: No-Longer Polymers
ENCS: Existing and New Chemical Substances Inventory
KECI: Korea Existing Chemicals Inventory
NZIoC: New Zealand Inventory of Chemicals
PICCS: Philippine Inventory of Chemicals and Chemical Substances
TSCA: Toxic Substances Control Act
TCSI: Taiwan Chemical Substance Inventory
INSQ: Inventario Nacional de Sustancias Químicas
NCI: National Chemical Inventory
FBEPH: Russian Register of Potentially Hazardous Chemical and Biological Substances

This document is copyright.

Apart from any fair dealing for the purposes of private study, research, review or criticism, as permitted under the Copyright Act, no part may be reproduced by any process without written permission from CHEMWATCH.

TEL (+61 3) 9572 4700.