

Meguiar's M44 - Heavy Duty Colour Restorer

Motor Active

Chemwatch: 4912-7

Version No: 6.1.1.1

Safety Data Sheet according to WHS and ADG requirements

Chemwatch Hazard Alert Code: 3

Issue Date: 01/11/2019

Print Date: 26/11/2019

L.GHS.AUS.EN

SECTION 1 IDENTIFICATION OF THE SUBSTANCE / MIXTURE AND OF THE COMPANY / UNDERTAKING

Product Identifier

Product name	Meguiar's M44 - Heavy Duty Colour Restorer
Synonyms	Product Code: M44
Other means of identification	Not Available

Relevant identified uses of the substance or mixture and uses advised against

Relevant identified uses	Heavy duty colour restorer.
--------------------------	-----------------------------

Details of the supplier of the safety data sheet

Registered company name	Motor Active
Address	35 Slough Business Park, Holker Street Silverwater NSW 2128 Australia
Telephone	+61 2 9737 9422 1800 350 622
Fax	+61 2 9737 9414
Website	www.motoractive.com.au
Email	andrew.spira@motoractive.com.au

Emergency telephone number

Association / Organisation	MotorActive
Emergency telephone numbers	+61 2 9737 9422 (For General Information Monday to Friday 8:30am to 5:pm)
Other emergency telephone numbers	13 11 26 (In Case of Emergency contact: Poison Information Hotline)

SECTION 2 HAZARDS IDENTIFICATION

Classification of the substance or mixture

HAZARDOUS CHEMICAL. NON-DANGEROUS GOODS. According to the WHS Regulations and the ADG Code.



CHEMWATCH HAZARD RATINGS

	Min	Max
Flammability	1	1
Toxicity	1	1
Body Contact	2	2
Reactivity	1	1
Chronic	3	3

0 = Minimum
1 = Low
2 = Moderate
3 = High
4 = Extreme

Poisons Schedule	Not Applicable
Classification [1]	Skin Corrosion/Irritation Category 2, Eye Irritation Category 2A, Germ cell mutagenicity Category 2, Carcinogenicity Category 1A, Reproductive Toxicity Category 1A, Specific target organ toxicity - repeated exposure Category 2, Aspiration Hazard Category 1
Legend:	1. Classified by Chemwatch; 2. Classification drawn from HCIS; 3. Classification drawn from Regulation (EU) No 1272/2008 - Annex VI

Label elements

Hazard pictogram(s)	 
---------------------	---

SIGNAL WORD	DANGER
-------------	---------------

Hazard statement(s)

H315	Causes skin irritation.
H319	Causes serious eye irritation.
H341	Suspected of causing genetic defects.
H350	May cause cancer.
H360D	May damage the unborn child.

Continued...

Meguiar's M44 - Heavy Duty Colour Restorer

H373	May cause damage to organs through prolonged or repeated exposure.
H304	May be fatal if swallowed and enters airways.

Supplementary statement(s)

Not Applicable

CLP classification (additional)

Not Applicable

Precautionary statement(s) Prevention

P201	Obtain special instructions before use.
P260	Do not breathe mist/vapours/spray.
P280	Wear protective gloves/protective clothing/eye protection/face protection.
P281	Use personal protective equipment as required.

Precautionary statement(s) Response

P301+P310	IF SWALLOWED: Immediately call a POISON CENTER or doctor/physician.
P308+P313	IF exposed or concerned: Get medical advice/attention.
P321	Specific treatment (see advice on this label).
P331	Do NOT induce vomiting.
P362	Take off contaminated clothing and wash before reuse.
P305+P351+P338	IF IN EYES: Rinse cautiously with water for several minutes. Remove contact lenses, if present and easy to do. Continue rinsing.
P314	Get medical advice/attention if you feel unwell.
P337+P313	If eye irritation persists: Get medical advice/attention.
P302+P352	IF ON SKIN: Wash with plenty of water.
P332+P313	If skin irritation occurs: Get medical advice/attention.

Precautionary statement(s) Storage

P405	Store locked up.
------	------------------

Precautionary statement(s) Disposal

P501	Dispose of contents/container to authorised hazardous or special waste collection point in accordance with any local regulation.
------	--

SECTION 3 COMPOSITION / INFORMATION ON INGREDIENTS

Substances

See section below for composition of Mixtures

Mixtures

CAS No	%[weight]	Name
61790-53-2	5-15	<u>silica amorphous, diatomaceous earth</u>
1317-95-9	8-10	<u>tripoli</u>
7631-86-9	5-10	<u>silica amorphous</u>
64742-46-7.	3-8	<u>distillates, petroleum, middle, hydrotreated</u>
64742-48-9.	2-8	<u>naphtha petroleum, isoparaffin, hydrotreated</u>
56-81-5	1-5	<u>glycerol</u>
872-50-4	1-5	<u>N-methyl-2-pyrrolidone</u>
111-90-0	1-5	<u>diethylene glycol monoethyl ether</u>
Not Available	1-5	acrylic copolymer proprietary
Not Available	1-5	conditioners proprietary

SECTION 4 FIRST AID MEASURES

Description of first aid measures

Eye Contact	<p>If this product comes in contact with the eyes:</p> <ul style="list-style-type: none"> Wash out immediately with fresh running water. Ensure complete irrigation of the eye by keeping eyelids apart and away from eye and moving the eyelids by occasionally lifting the upper and lower lids. Seek medical attention without delay; if pain persists or recurs seek medical attention. Removal of contact lenses after an eye injury should only be undertaken by skilled personnel.
Skin Contact	<p>If skin or hair contact occurs:</p> <ul style="list-style-type: none"> Flush skin and hair with running water (and soap if available). Seek medical attention in event of irritation.

Continued...

Meguiar's M44 - Heavy Duty Colour Restorer

Inhalation	<ul style="list-style-type: none"> ▶ If fumes or combustion products are inhaled remove from contaminated area. ▶ Lay patient down. Keep warm and rested. ▶ Prostheses such as false teeth, which may block airway, should be removed, where possible, prior to initiating first aid procedures. ▶ Apply artificial respiration if not breathing, preferably with a demand valve resuscitator, bag-valve mask device, or pocket mask as trained. Perform CPR if necessary. ▶ Transport to hospital, or doctor.
Ingestion	<ul style="list-style-type: none"> ▶ If swallowed do NOT induce vomiting. ▶ If vomiting occurs, lean patient forward or place on left side (head-down position, if possible) to maintain open airway and prevent aspiration. ▶ Observe the patient carefully. ▶ Never give liquid to a person showing signs of being sleepy or with reduced awareness; i.e. becoming unconscious. ▶ Give water to rinse out mouth, then provide liquid slowly and as much as casualty can comfortably drink. ▶ Seek medical advice.

Indication of any immediate medical attention and special treatment needed

Treat symptomatically.

SECTION 5 FIREFIGHTING MEASURES

Extinguishing media

- ▶ Water spray or fog.
- ▶ Alcohol stable foam.
- ▶ Dry chemical powder.
- ▶ Carbon dioxide.

Special hazards arising from the substrate or mixture

Fire Incompatibility	▶ Avoid contamination with oxidising agents i.e. nitrates, oxidising acids, chlorine bleaches, pool chlorine etc. as ignition may result
----------------------	--

Advice for firefighters

Fire Fighting	<ul style="list-style-type: none"> ▶ Alert Fire Brigade and tell them location and nature of hazard. ▶ Wear full body protective clothing with breathing apparatus. ▶ Prevent, by any means available, spillage from entering drains or water course. ▶ Use water delivered as a fine spray to control fire and cool adjacent area. ▶ Avoid spraying water onto liquid pools. ▶ DO NOT approach containers suspected to be hot. ▶ Cool fire exposed containers with water spray from a protected location. ▶ If safe to do so, remove containers from path of fire.
Fire/Explosion Hazard	<ul style="list-style-type: none"> ▶ Combustible. ▶ Slight fire hazard when exposed to heat or flame. ▶ Heating may cause expansion or decomposition leading to violent rupture of containers. ▶ On combustion, may emit toxic fumes of carbon monoxide (CO). ▶ May emit acrid smoke. ▶ Mists containing combustible materials may be explosive. <p>Combustion products include: carbon dioxide (CO₂) silicon dioxide (SiO₂) other pyrolysis products typical of burning organic material. May emit poisonous fumes.</p>
HAZCHEM	Not Applicable

SECTION 6 ACCIDENTAL RELEASE MEASURES

Personal precautions, protective equipment and emergency procedures

See section 8

Environmental precautions

See section 12

Methods and material for containment and cleaning up

Minor Spills	<ul style="list-style-type: none">▶ Remove all ignition sources.▶ Clean up all spills immediately.▶ Avoid breathing vapours and contact with skin and eyes.▶ Control personal contact with the substance, by using protective equipment.▶ Contain and absorb spill with sand, earth, inert material or vermiculite.▶ Wipe up.▶ Place in a suitable, labelled container for waste disposal.																														
Major Spills	<p>Chemical Class: aliphatic hydrocarbons</p> <p>For release onto land: recommended sorbents listed in order of priority.</p> <table><thead><tr><th>SORBENT TYPE</th><th>RANK</th><th>APPLICATION</th><th>COLLECTION</th><th>LIMITATIONS</th></tr></thead><tbody><tr><td colspan="5">LAND SPILL - SMALL</td></tr><tr><td>cross-linked polymer - particulate</td><td>1</td><td>shovel</td><td>shovel</td><td>R, W, SS</td></tr><tr><td>cross-linked polymer - pillow</td><td>1</td><td>throw</td><td>pitchfork</td><td>R, DGC, RT</td></tr><tr><td>wood fiber - pillow</td><td>2</td><td>throw</td><td>pitchfork</td><td>R, P, DGC, RT</td></tr><tr><td>treated wood fibre- pillow</td><td>2</td><td>throw</td><td>pitchfork</td><td>DGC, RT</td></tr></tbody></table>	SORBENT TYPE	RANK	APPLICATION	COLLECTION	LIMITATIONS	LAND SPILL - SMALL					cross-linked polymer - particulate	1	shovel	shovel	R, W, SS	cross-linked polymer - pillow	1	throw	pitchfork	R, DGC, RT	wood fiber - pillow	2	throw	pitchfork	R, P, DGC, RT	treated wood fibre- pillow	2	throw	pitchfork	DGC, RT
SORBENT TYPE	RANK	APPLICATION	COLLECTION	LIMITATIONS																											
LAND SPILL - SMALL																															
cross-linked polymer - particulate	1	shovel	shovel	R, W, SS																											
cross-linked polymer - pillow	1	throw	pitchfork	R, DGC, RT																											
wood fiber - pillow	2	throw	pitchfork	R, P, DGC, RT																											
treated wood fibre- pillow	2	throw	pitchfork	DGC, RT																											

Continued...

Meguiar's M44 - Heavy Duty Colour Restorer

sorbent clay - particulate	3	shovel	shovel	R, I, P
foamed glass - pillow	3	throw	pitchfork	R, P, DGC, RT
LAND SPILL - MEDIUM				
cross-linked polymer - particulate	1	blower	skiploader	R, W, SS
cross-linked polymer - pillow	2	throw	skiploader	R, DGC, RT
sorbent clay - particulate	3	blower	skiploader	R, I, P
polypropylene - particulate	3	blower	skiploader	W, SS, DGC
expanded mineral - particulate	4	blower	skiploader	R, I, W, P, DGC
polypropylene - mat	4	throw	skiploader	DGC, RT

Legend

DGC: Not effective where ground cover is dense

R: Not reusable

I: Not incinerable

P: Effectiveness reduced when rainy

RT: Not effective where terrain is rugged

SS: Not for use within environmentally sensitive sites

W: Effectiveness reduced when windy

Reference: Sorbents for Liquid Hazardous Substance Cleanup and Control;

R.W Melvold et al: Pollution Technology Review No. 150: Noyes Data Corporation 1988

Moderate hazard.

- ▶ Clear area of personnel and move upwind.
- ▶ Alert Fire Brigade and tell them location and nature of hazard.
- ▶ Wear breathing apparatus plus protective gloves.
- ▶ Prevent, by any means available, spillage from entering drains or water course.
- ▶ No smoking, naked lights or ignition sources.
- ▶ Increase ventilation.
- ▶ Stop leak if safe to do so.
- ▶ Contain spill with sand, earth or vermiculite.
- ▶ Collect recoverable product into labelled containers for recycling.
- ▶ Absorb remaining product with sand, earth or vermiculite.
- ▶ Collect solid residues and seal in labelled drums for disposal.
- ▶ Wash area and prevent runoff into drains.
- ▶ If contamination of drains or waterways occurs, advise emergency services.

Personal Protective Equipment advice is contained in Section 8 of the SDS.

SECTION 7 HANDLING AND STORAGE

Precautions for safe handling

Safe handling	<ul style="list-style-type: none"> ▶ Containers, even those that have been emptied, may contain explosive vapours. ▶ Do NOT cut, drill, grind, weld or perform similar operations on or near containers. ▶ Electrostatic discharge may be generated during pumping - this may result in fire. ▶ Ensure electrical continuity by bonding and grounding (earthing) all equipment. ▶ Restrict line velocity during pumping in order to avoid generation of electrostatic discharge (≤ 1 m/sec until fill pipe submerged to twice its diameter, then ≤ 7 m/sec). ▶ Avoid splash filling. ▶ Do NOT use compressed air for filling discharging or handling operations. ▶ Avoid all personal contact, including inhalation. ▶ Wear protective clothing when risk of exposure occurs. ▶ Use in a well-ventilated area. ▶ Prevent concentration in hollows and sumps. ▶ DO NOT enter confined spaces until atmosphere has been checked. ▶ DO NOT allow material to contact humans, exposed food or food utensils. ▶ Avoid contact with incompatible materials. ▶ When handling, DO NOT eat, drink or smoke. ▶ Keep containers securely sealed when not in use. ▶ Avoid physical damage to containers. ▶ Always wash hands with soap and water after handling. ▶ Work clothes should be laundered separately. Launder contaminated clothing before re-use. ▶ Use good occupational work practice. ▶ Observe manufacturer's storage and handling recommendations contained within this SDS. ▶ Atmosphere should be regularly checked against established exposure standards to ensure safe working conditions are maintained.
Other information	<ul style="list-style-type: none"> ▶ Store in original containers. ▶ Keep containers securely sealed. ▶ No smoking, naked lights or ignition sources. ▶ Store in a cool, dry, well-ventilated area. ▶ Store away from incompatible materials and foodstuff containers. ▶ Protect containers against physical damage and check regularly for leaks. ▶ Observe manufacturer's storage and handling recommendations contained within this SDS.

Conditions for safe storage, including any incompatibilities

Suitable container	<ul style="list-style-type: none"> ▶ Metal can or drum ▶ Packaging as recommended by manufacturer. ▶ Check all containers are clearly labelled and free from leaks.
Storage incompatibility	<ul style="list-style-type: none"> ▶ Avoid reaction with oxidising agents

SECTION 8 EXPOSURE CONTROLS / PERSONAL PROTECTION

Meguiar's M44 - Heavy Duty Colour Restorer

Control parameters

OCCUPATIONAL EXPOSURE LIMITS (OEL)

INGREDIENT DATA

Source	Ingredient	Material name	TWA	STEL	Peak	Notes
Australia Exposure Standards	silica amorphous, diatomaceous earth	Diatomaceous earth (uncalcined)	10 mg/m3	Not Available	Not Available	See Silica -Amorphous; (a) This value is for inhalable dust containing no asbestos and < 1% crystalline silica.
Australia Exposure Standards	silica amorphous, diatomaceous earth	Silica - Amorphous: Diatomaceous earth (uncalcined)	10 mg/m3	Not Available	Not Available	(a) This value is for inhalable dust containing no asbestos and < 1% crystalline silica.
Australia Exposure Standards	silica amorphous	Silica - Amorphous: Fumed silica (respirable dust)	2 mg/m3	Not Available	Not Available	Not Available
Australia Exposure Standards	silica amorphous	Silica gel	10 mg/m3	Not Available	Not Available	See Silica -Amorphous; (a) This value is for inhalable dust containing no asbestos and < 1% crystalline silica.
Australia Exposure Standards	silica amorphous	Silica - Amorphous: Diatomaceous earth (uncalcined)	10 mg/m3	Not Available	Not Available	(a) This value is for inhalable dust containing no asbestos and < 1% crystalline silica.
Australia Exposure Standards	silica amorphous	Precipitated silica	10 mg/m3	Not Available	Not Available	See Silica -Amorphous; (a) This value is for inhalable dust containing no asbestos and < 1% crystalline silica.
Australia Exposure Standards	silica amorphous	Silica - Amorphous: Precipitated silica	10 mg/m3	Not Available	Not Available	(a) This value is for inhalable dust containing no asbestos and < 1% crystalline silica.
Australia Exposure Standards	silica amorphous	Silica - Amorphous: Silica gel	10 mg/m3	Not Available	Not Available	(a) This value is for inhalable dust containing no asbestos and < 1% crystalline silica.
Australia Exposure Standards	silica amorphous	Silica - Amorphous: Fume (thermally generated) (respirable dust)	2 mg/m3	Not Available	Not Available	(e) Containing no asbestos and < 1% crystalline silica.
Australia Exposure Standards	silica amorphous	Fumed silica (respirable dust)	2 mg/m3	Not Available	Not Available	See Silica -Amorphous
Australia Exposure Standards	silica amorphous	Diatomaceous earth (uncalcined)	10 mg/m3	Not Available	Not Available	See Silica -Amorphous; (a) This value is for inhalable dust containing no asbestos and < 1% crystalline silica.
Australia Exposure Standards	distillates, petroleum, middle, hydrotreated	Oil mist, refined mineral	5 mg/m3	Not Available	Not Available	Not Available
Australia Exposure Standards	naphtha petroleum, isoparaffin, hydrotreated	Oil mist, refined mineral	5 mg/m3	Not Available	Not Available	Not Available
Australia Exposure Standards	glycerol	Glycerin mist	10 mg/m3	Not Available	Not Available	(a) This value is for inhalable dust containing no asbestos and < 1% crystalline silica.
Australia Exposure Standards	N-methyl-2-pyrrolidone	1-Methyl-2-pyrrolidone	25 ppm / 103 mg/m3	309 mg/m3 / 75 ppm	Not Available	Not Available

EMERGENCY LIMITS

Ingredient	Material name	TEEL-1	TEEL-2	TEEL-3
silica amorphous	Silica gel, amorphous synthetic	18 mg/m3	200 mg/m3	1,200 mg/m3
silica amorphous	Silica, amorphous fumed	18 mg/m3	100 mg/m3	630 mg/m3
silica amorphous	Siloxanes and silicones, dimethyl, reaction products with silica; (Hydrophobic silicon dioxide, amorphous)	120 mg/m3	1,300 mg/m3	7,900 mg/m3
silica amorphous	Silica, amorphous fume	45 mg/m3	500 mg/m3	3,000 mg/m3
silica amorphous	Silica amorphous hydrated	18 mg/m3	220 mg/m3	1,300 mg/m3
naphtha petroleum, isoparaffin, hydrotreated	Naphtha, hydrotreated heavy; (Isopar L-rev 2)	350 mg/m3	1,800 mg/m3	40,000 mg/m3
glycerol	Glycerine (mist); (Glycerol; Glycerin)	45 mg/m3	860 mg/m3	2,500 mg/m3
N-methyl-2-pyrrolidone	Methyl 2-pyrrolidinone, 1-; (N-Methylpyrrolidone)	30 ppm	32 ppm	190 ppm
diethylene glycol monoethyl ether	Ethoxyethoxy)ethanol, 2-(2-; (Carbitol cellosolve; Diethylene glycol monoethyl ether)	75 ppm	100 ppm	450 ppm

Ingredient	Original IDLH	Revised IDLH
silica amorphous, diatomaceous earth	Not Available	Not Available
tripoli	Not Available	Not Available
silica amorphous	3,000 mg/m3	Not Available
distillates, petroleum, middle, hydrotreated	2,500 mg/m3	Not Available

Meguiar's M44 - Heavy Duty Colour Restorer

naphtha petroleum, isoparaffin, hydrotreated	2,500 mg/m ³	Not Available
glycerol	Not Available	Not Available
N-methyl-2-pyrrolidone	Not Available	Not Available
diethylene glycol monoethyl ether	Not Available	Not Available

OCCUPATIONAL EXPOSURE BANDING

Ingredient	Occupational Exposure Band Rating	Occupational Exposure Band Limit
tripoli	E	≤ 0.01 mg/m ³
diethylene glycol monoethyl ether	E	≤ 0.1 ppm

Notes: Occupational exposure banding is a process of assigning chemicals into specific categories or bands based on a chemical's potency and the adverse health outcomes associated with exposure. The output of this process is an occupational exposure band (OEB), which corresponds to a range of exposure concentrations that are expected to protect worker health.

MATERIAL DATA

32trip
The concentration of dust, for application of respirable dust limits, is to be determined from the fraction that penetrates a separator whose size collection efficiency is described by a cumulative log-normal function with a median aerodynamic diameter of 4.0 µm (+/-) 0.3 µm and with a geometric standard deviation of 1.5 µm (+/-) 0.1 µm, i.e., generally less than 5 µm. Because the margin of safety of the quartz TLV is not known with certainty and given the associated link between silicosis and lung cancer it is recommended that quartz concentrations be maintained as far below the TLV as prudent practices will allow.
Exposure to respirable crystalline silicas (RCS) represents a significant hazard to workers, particularly those employed in the construction industry where respirable dusts of cement and concrete are common. Cutting, grinding and other high speed processes, involving their finished products, may further result in dusty atmospheres. Bricks are also a potential source of RCSs under such circumstances.
It is estimated that half of the occupations, involved in construction work, are exposed to levels of RCSs, higher than the current allowable limits. Beaudry et al: Journal of Occupational and Environmental Hygiene 10: 71-77; 2013
For amorphous crystalline silica (precipitated silicic acid):
Amorphous crystalline silica shows little potential for producing adverse effects on the lung and exposure standards should reflect a particulate of low intrinsic toxicity. Mixtures of amorphous silicas/ diatomaceous earth and crystalline silica should be monitored as if they comprise only the crystalline forms.
The dusts from precipitated silica and silica gel produce little adverse effect on pulmonary functions and are not known to produce significant disease or toxic effect.
IARC has classified silica, amorphous as Group 3: **NOT** classifiable as to its carcinogenicity to humans.
Evidence of carcinogenicity may be inadequate or limited in animal testing.
For diethylene glycol monoethyl ether:
CEL TWA: 25 ppm, 140 mg/m³ (compare WEEL TWA)
(CEL = Chemwatch Exposure Limit)
Saturated vapour concentration: 170 ppm at 25 deg. C.
The material is generally not thought to be irritating to the skin but may cause a minor degree of eye irritation on direct contact. Acute toxic effects include central nervous system depression and adverse kidney effects. Liver effects are also reported on occasion.
The no-observable-effect levels (NOEL) from various studies range from 0.17 to 1.0 g/kg/day depending on the species tested. A 2-year, three generation study of rats produced kidney damage and changes in liver, spleen and intestine at 0.95 g/kg/day. The NOEL was 0.2 g/kg/day. Extrapolation of the NOEL to man, with a 10-fold safety margin, suggests a permissible intake of 1.4 g/kg in man. Assuming similar intake by inhalation the AIHA has suggested a workplace environmental exposure level (WEEL) of 25 ppm. The in-air exposure value is based on a 70 kg man who inhales 10 m³ of air in one work shift. In contrast to several other glycol ethers, diethylene glycol monoethyl ether is poorly absorbed from the skin.

NOTE H: Special requirements exist in relation to classification and labelling of this substance. This note applies to certain coal- and oil -derived substances and to certain entries for groups of substances in Annex VI. European Union (EU) List of harmonised classification and labelling hazardous substances, Table 3.1, Annex VI, Regulation (EC) No 1272/2008 (CLP) - up to the latest ATP

NOTE N: The classification as a carcinogen need not apply if the full refining history is known and it can be shown that the substance from which it is produced is not a carcinogen. This note applies only to certain complex oil-derived substances in Annex VI.

European Union (EU) List of harmonised classification and labelling hazardous substances, Table 3.1, Annex VI, Regulation (EC) No 1272/2008 (CLP) - up to the latest ATP

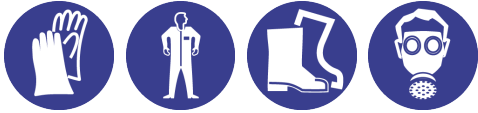
NOTE P: The classification as a carcinogen need not apply if it can be shown that the substance contains less than 0.01% w/w benzene (EINECS No 200-753-7). Note E shall also apply when the substance is classified as a carcinogen. This note applies only to certain complex oil-derived substances in Annex VI.

European Union (EU) List of harmonised classification and labelling hazardous substances, Table 3.1, Annex VI, Regulation (EC) No 1272/2008 (CLP) - up to the latest ATP

Exposure controls

Appropriate engineering controls	Engineering controls are used to remove a hazard or place a barrier between the worker and the hazard. Well-designed engineering controls can be highly effective in protecting workers and will typically be independent of worker interactions to provide this high level of protection. The basic types of engineering controls are: Process controls which involve changing the way a job activity or process is done to reduce the risk. Enclosure and/or isolation of emission source which keeps a selected hazard "physically" away from the worker and ventilation that strategically "adds" and "removes" air in the work environment. Ventilation can remove or dilute an air contaminant if designed properly. The design of a ventilation system must match the particular process and chemical or contaminant in use. Employers may need to use multiple types of controls to prevent employee overexposure.	
	Local exhaust ventilation usually required. If risk of overexposure exists, wear approved respirator. Correct fit is essential to obtain adequate protection. Supplied-air type respirator may be required in special circumstances. Correct fit is essential to ensure adequate protection. An approved self contained breathing apparatus (SCBA) may be required in some situations. Provide adequate ventilation in warehouse or closed storage area. Air contaminants generated in the workplace possess varying "escape" velocities which, in turn, determine the "capture velocities" of fresh circulating air required to effectively remove the contaminant.	
	Type of Contaminant:	Air Speed:
	solvent, vapours, degreasing etc., evaporating from tank (in still air).	0.25-0.5 m/s (50-100 f/min.)
	aerosols, fumes from pouring operations, intermittent container filling, low speed conveyer transfers, welding, spray drift, plating acid fumes, pickling (released at low velocity into zone of active generation)	0.5-1 m/s (100-200 f/min.)
	direct spray, spray painting in shallow booths, drum filling, conveyer loading, crusher dusts, gas discharge (active generation into zone of rapid air motion)	1-2.5 m/s (200-500 f/min.)
	grinding, abrasive blasting, tumbling, high speed wheel generated dusts (released at high initial velocity into zone of very high rapid air motion).	2.5-10 m/s (500-2000 f/min.)
Within each range the appropriate value depends on:		

Meguiar's M44 - Heavy Duty Colour Restorer

	<p>Lower end of the range</p> <p>1: Room air currents minimal or favourable to capture</p> <p>2: Contaminants of low toxicity or of nuisance value only.</p> <p>3: Intermittent, low production.</p> <p>4: Large hood or large air mass in motion</p> <p>Upper end of the range</p> <p>1: Disturbing room air currents</p> <p>2: Contaminants of high toxicity</p> <p>3: High production, heavy use</p> <p>4: Small hood-local control only</p> <p>Simple theory shows that air velocity falls rapidly with distance away from the opening of a simple extraction pipe. Velocity generally decreases with the square of distance from the extraction point (in simple cases). Therefore the air speed at the extraction point should be adjusted, accordingly, after reference to distance from the contaminating source. The air velocity at the extraction fan, for example, should be a minimum of 1-2 m/s (200-400 f/min) for extraction of solvents generated in a tank 2 meters distant from the extraction point. Other mechanical considerations, producing performance deficits within the extraction apparatus, make it essential that theoretical air velocities are multiplied by factors of 10 or more when extraction systems are installed or used.</p>
Personal protection	
Eye and face protection	<ul style="list-style-type: none"> ▶ Safety glasses with side shields ▶ Chemical goggles. ▶ Contact lenses may pose a special hazard; soft contact lenses may absorb and concentrate irritants. A written policy document, describing the wearing of lenses or restrictions on use, should be created for each workplace or task. This should include a review of lens absorption and adsorption for the class of chemicals in use and an account of injury experience. Medical and first-aid personnel should be trained in their removal and suitable equipment should be readily available. In the event of chemical exposure, begin eye irrigation immediately and remove contact lens as soon as practicable. Lens should be removed at the first signs of eye redness or irritation - lens should be removed in a clean environment only after workers have washed hands thoroughly. [CDC NIOSH Current Intelligence Bulletin 59], [AS/NZS 1336 or national equivalent]
Skin protection	See Hand protection below
Hands/feet protection	<p>The selection of suitable gloves does not only depend on the material, but also on further marks of quality which vary from manufacturer to manufacturer. Where the chemical is a preparation of several substances, the resistance of the glove material can not be calculated in advance and has therefore to be checked prior to the application.</p> <p>The exact break through time for substances has to be obtained from the manufacturer of the protective gloves and has to be observed when making a final choice.</p> <p>Personal hygiene is a key element of effective hand care. Gloves must only be worn on clean hands. After using gloves, hands should be washed and dried thoroughly. Application of a non-perfumed moisturiser is recommended.</p> <p>Suitability and durability of glove type is dependent on usage. Important factors in the selection of gloves include:</p> <ul style="list-style-type: none"> • frequency and duration of contact, • chemical resistance of glove material, • glove thickness and • dexterity <p>Select gloves tested to a relevant standard (e.g. Europe EN 374, US F739, AS/NZS 2161.1 or national equivalent).</p> <ul style="list-style-type: none"> • When prolonged or frequently repeated contact may occur, a glove with a protection class of 5 or higher (breakthrough time greater than 240 minutes according to EN 374, AS/NZS 2161.10.1 or national equivalent) is recommended. • When only brief contact is expected, a glove with a protection class of 3 or higher (breakthrough time greater than 60 minutes according to EN 374, AS/NZS 2161.10.1 or national equivalent) is recommended. • Some glove polymer types are less affected by movement and this should be taken into account when considering gloves for long-term use. • Contaminated gloves should be replaced. <p>As defined in ASTM F-739-96 in any application, gloves are rated as:</p> <ul style="list-style-type: none"> • Excellent when breakthrough time > 480 min • Good when breakthrough time > 20 min • Fair when breakthrough time < 20 min • Poor when glove material degrades <p>For general applications, gloves with a thickness typically greater than 0.35 mm, are recommended.</p> <p>It should be emphasised that glove thickness is not necessarily a good predictor of glove resistance to a specific chemical, as the permeation efficiency of the glove will be dependent on the exact composition of the glove material. Therefore, glove selection should also be based on consideration of the task requirements and knowledge of breakthrough times.</p> <p>Glove thickness may also vary depending on the glove manufacturer, the glove type and the glove model. Therefore, the manufacturers' technical data should always be taken into account to ensure selection of the most appropriate glove for the task.</p> <p>Note: Depending on the activity being conducted, gloves of varying thickness may be required for specific tasks. For example:</p> <ul style="list-style-type: none"> • Thinner gloves (down to 0.1 mm or less) may be required where a high degree of manual dexterity is needed. However, these gloves are only likely to give short duration protection and would normally be just for single use applications, then disposed of. • Thicker gloves (up to 3 mm or more) may be required where there is a mechanical (as well as a chemical) risk i.e. where there is abrasion or puncture potential <p>Gloves must only be worn on clean hands. After using gloves, hands should be washed and dried thoroughly. Application of a non-perfumed moisturiser is recommended.</p> <ul style="list-style-type: none"> ▶ Wear chemical protective gloves, e.g. PVC. ▶ Wear safety footwear or safety gumboots, e.g. Rubber
Body protection	See Other protection below
Other protection	<ul style="list-style-type: none"> ▶ Overalls. ▶ P.V.C. apron. ▶ Barrier cream. ▶ Skin cleansing cream. ▶ Eye wash unit.

Recommended material(s)

GLOVE SELECTION INDEX

Glove selection is based on a modified presentation of the:

"Forsberg Clothing Performance Index".

The effect(s) of the following substance(s) are taken into account in the **computer-generated** selection:

Meguiar's M44 - Heavy Duty Colour Restorer

Respiratory protection

Type AK-P Filter of sufficient capacity. (AS/NZS 1716 & 1715, EN 143:2000 & 149:2001, ANSI Z88 or national equivalent)

Where the concentration of gas/particulates in the breathing zone, approaches or exceeds the "Exposure Standard" (or ES), respiratory protection is required.

Degree of protection varies with both face-piece and Class of filter; the nature of protection varies with Type of filter.

Continued...

Meguiar's M44 - Heavy Duty Colour Restorer

Material	CPI
NATURAL RUBBER	B
BUTYL	C
NATURAL+NEOPRENE	C
NITRILE	C
PE/EVAL/PE	C
PVA	C

* CPI - Chemwatch Performance Index

A: Best Selection

B: Satisfactory; may degrade after 4 hours continuous immersion

C: Poor to Dangerous Choice for other than short term immersion

NOTE: As a series of factors will influence the actual performance of the glove, a final selection must be based on detailed observation. -

* Where the glove is to be used on a short term, casual or infrequent basis, factors such as "feel" or convenience (e.g. disposability), may dictate a choice of gloves which might otherwise be unsuitable following long-term or frequent use. A qualified practitioner should be consulted.

Required Minimum Protection Factor	Half-Face Respirator	Full-Face Respirator	Powered Air Respirator
up to 10 x ES	AK-AUS P2	-	AK-PAPR-AUS / Class 1 P2
up to 50 x ES	-	AK-AUS / Class 1 P2	-
up to 100 x ES	-	AK-2 P2	AK-PAPR-2 P2 ^

^ - Full-face

A(All classes) = Organic vapours, B AUS or B1 = Acid gasses, B2 = Acid gas or hydrogen cyanide(HCN), B3 = Acid gas or hydrogen cyanide(HCN), E = Sulfur dioxide(SO2), G = Agricultural chemicals, K = Ammonia(NH3), Hg = Mercury, NO = Oxides of nitrogen, MB = Methyl bromide, AX = Low boiling point organic compounds(below 65 degC)

- ▶ Cartridge respirators should never be used for emergency ingress or in areas of unknown vapour concentrations or oxygen content.
- ▶ The wearer must be warned to leave the contaminated area immediately on detecting any odours through the respirator. The odour may indicate that the mask is not functioning properly, that the vapour concentration is too high, or that the mask is not properly fitted. Because of these limitations, only restricted use of cartridge respirators is considered appropriate.
- ▶ Cartridge performance is affected by humidity. Cartridges should be changed after 2 hr of continuous use unless it is determined that the humidity is less than 75%, in which case, cartridges can be used for 4 hr. Used cartridges should be discarded daily, regardless of the length of time used

SECTION 9 PHYSICAL AND CHEMICAL PROPERTIES

Information on basic physical and chemical properties

Appearance	A light brown viscous lotion with a sweet hydrocarbon odour; miscible with water.		
Physical state	Liquid	Relative density (Water = 1)	1.03
Odour	Not Available	Partition coefficient n-octanol / water	Not Available
Odour threshold	Not Available	Auto-ignition temperature (°C)	Not Applicable
pH (as supplied)	8.0	Decomposition temperature	Not Available
Melting point / freezing point (°C)	Not Available	Viscosity (cSt)	Not Available
Initial boiling point and boiling range (°C)	176 approx.	Molecular weight (g/mol)	Not Applicable
Flash point (°C)	>93	Taste	Not Available
Evaporation rate	<1	Explosive properties	Not Available
Flammability	Not Applicable	Oxidising properties	Not Available
Upper Explosive Limit (%)	Not Applicable	Surface Tension (dyn/cm or mN/m)	Not Available
Lower Explosive Limit (%)	Not Applicable	Volatile Component (%vol)	8 (VOC)
Vapour pressure (kPa)	<1.862 @ 21C	Gas group	Not Available
Solubility in water	Miscible	pH as a solution (1%)	Not Available
Vapour density (Air = 1)	>1	VOC g/L	Not Available

SECTION 10 STABILITY AND REACTIVITY

Reactivity	See section 7
Chemical stability	<ul style="list-style-type: none"> ▶ Unstable in the presence of incompatible materials. ▶ Product is considered stable. ▶ Hazardous polymerisation will not occur.
Possibility of hazardous reactions	See section 7
Conditions to avoid	See section 7
Incompatible materials	See section 7
Hazardous decomposition products	See section 5

SECTION 11 TOXICOLOGICAL INFORMATION

Information on toxicological effects

Inhaled	Inhalation of vapours or aerosols (mists, fumes), generated by the material during the course of normal handling, may be damaging to the health of the individual.
Ingestion	Accidental ingestion of the material may be damaging to the health of the individual.
Skin Contact	Open cuts, abraded or irritated skin should not be exposed to this material The material may accentuate any pre-existing dermatitis condition

Meguiar's M44 - Heavy Duty Colour Restorer

Eye	Limited evidence exists, or practical experience suggests, that the material may cause eye irritation in a substantial number of individuals and/or is expected to produce significant ocular lesions which are present twenty-four hours or more after instillation into the eye(s) of experimental animals. Repeated or prolonged eye contact may cause inflammation characterised by temporary redness (similar to windburn) of the conjunctiva (conjunctivitis); temporary impairment of vision and/or other transient eye damage/ulceration may occur.
Chronic	<p>Strong evidence exists that the substance may cause irreversible but non-lethal mutagenic effects following a single exposure.</p> <p>Harmful: danger of serious damage to health by prolonged exposure through inhalation.</p> <p>Serious damage (clear functional disturbance or morphological change which may have toxicological significance) is likely to be caused by repeated or prolonged exposure. As a rule the material produces, or contains a substance which produces severe lesions. Such damage may become apparent following direct application in subchronic (90 day) toxicity studies or following sub-acute (28 day) or chronic (two-year) toxicity tests.</p> <p>There is sufficient evidence to provide a strong presumption that human exposure to the material may result in developmental toxicity, generally on the basis of:</p> <ul style="list-style-type: none"> - clear results in appropriate animal studies where effects have been observed in the absence of marked maternal toxicity, or at around the same dose levels as other toxic effects but which are not secondary non-specific consequences of the other toxic effects. <p>Limited evidence suggests that repeated or long-term occupational exposure may produce cumulative health effects involving organs or biochemical systems.</p> <p>On the basis, primarily, of animal experiments, concern has been expressed by at least one classification body that the material may produce carcinogenic or mutagenic effects; in respect of the available information, however, there presently exists inadequate data for making a satisfactory assessment.</p>

Meguiar's M44 - Heavy Duty Colour Restorer	TOXICITY	IRRITATION
	Not Available	Not Available
silica amorphous, diatomaceous earth	TOXICITY	IRRITATION
	Not Available	Not Available
tripoli	TOXICITY	IRRITATION
	Not Available	Not Available
silica amorphous	TOXICITY	IRRITATION
	Dermal (rabbit) LD50: >5000 mg/kg ^[2]	Eye (rabbit): non-irritating *
	Inhalation (rat) LC50: >0.139 mg/l/14h**[Grace] ^[2]	Eye: no adverse effect observed (not irritating) ^[1]
	Oral (rat) LD50: 3160 mg/kg ^[2]	Skin (rabbit): non-irritating *
		Skin: no adverse effect observed (not irritating) ^[1]
distillates, petroleum, middle, hydrotreated	TOXICITY	IRRITATION
	Dermal (rabbit) LD50: >2000 mg/kg ^[2]	Eye: no adverse effect observed (not irritating) ^[1]
	Inhalation (rat) LC50: 7.64 mg/l/4h ^[1]	Skin: adverse effect observed (irritating) ^[1]
	Oral (rat) LD50: >5000 mg/kg ^[2]	
naphtha petroleum, isoparaffin, hydrotreated	TOXICITY	IRRITATION
	Dermal (rabbit) LD50: >1900 mg/kg ^[1]	Eye: no adverse effect observed (not irritating) ^[1]
	Inhalation (rat) LC50: 8.5 mg/l/4h ^[2]	Skin: adverse effect observed (irritating) ^[1]
	Oral (rat) LD50: >4500 mg/kg ^[1]	
glycerol	TOXICITY	IRRITATION
	Oral (rat) LD50: >10000 mg/kg ^[2]	Not Available
N-methyl-2-pyrrolidone	TOXICITY	IRRITATION
	dermal (rat) LD50: 2500-5000 mg/kg ^[2]	Eye (rabbit): 100 mg - moderate
	Inhalation (rat) LC50: 8290.5297 mg/l/4h ^[2]	
	Oral (rat) LD50: 3914 mg/kg ^[2]	
diethylene glycol monoethyl ether	TOXICITY	IRRITATION
	dermal (rat) LD50: 5940 mg/kg ^[2]	Eye (rabbit): 125 mg mild
	Inhalation (rat) LC50: >5.24 mg/l/4h ^[2]	Eye (rabbit): 500 mg moderate
	Oral (rat) LD50: ~1920 mg/kg ^[2]	Skin (rabbit): 500 mg/24h mild
Legend:	1. Value obtained from Europe ECHA Registered Substances - Acute toxicity 2. * Value obtained from manufacturer's SDS. Unless otherwise specified data extracted from RTECS - Register of Toxic Effect of chemical Substances	

TRIPOLI	<p>WARNING: For inhalation exposure <u>ONLY</u>: This substance has been classified by the IARC as Group 1: CARCINOGENIC TO HUMANS</p> <p>The International Agency for Research on Cancer (IARC) has classified occupational exposures to respirable (<5 µm) crystalline silica as being carcinogenic to humans. This classification is based on what IARC considered sufficient evidence from epidemiological studies of humans for the carcinogenicity of inhaled silica in the forms of quartz and cristobalite. Crystalline silica is also known to cause silicosis, a non-cancerous lung disease.</p> <p>Intermittent exposure produces; focal fibrosis, (pneumoconiosis), cough, dyspnoea, liver tumours.</p>
---------	---

Meguiar's M44 - Heavy Duty Colour Restorer

	<p>* Millions of particles per cubic foot (based on impinger samples counted by light field techniques).</p> <p>NOTE : the physical nature of quartz in the product determines whether it is likely to present a chronic health problem. To be a hazard the material must enter the breathing zone as respirable particles.</p>
SILICA AMORPHOUS	<p>Reports indicate high/prolonged exposures to amorphous silicas induced lung fibrosis in experimental animals; in some experiments these effects were reversible. [PATTYS]</p> <p>The substance is classified by IARC as Group 3: NOT classifiable as to its carcinogenicity to humans. Evidence of carcinogenicity may be inadequate or limited in animal testing.</p>
DISTILLATES, PETROLEUM, MIDDLE, HYDROTREATED	<p>The materials included in the Lubricating Base Oils category are related from both process and physical-chemical perspectives; The potential toxicity of a specific distillate base oil is inversely related to the severity or extent of processing the oil has undergone, since:</p> <ul style="list-style-type: none"> • The adverse effects of these materials are associated with undesirable components, and • The levels of the undesirable components are inversely related to the degree of processing; • Distillate base oils receiving the same degree or extent of processing will have similar toxicities; • The potential toxicity of <i>residual base oils</i> is independent of the degree of processing the oil receives. • The reproductive and developmental toxicity of the distillate base oils is inversely related to the degree of processing. <p>The degree of refining influences the carcinogenic potential of the oils. Whereas mild acid / earth refining processes are inadequate to substantially reduce the carcinogenic potential of lubricant base oils, hydrotreatment and / or solvent extraction methods can yield oils with no carcinogenic potential.</p> <p>Unrefined and mildly refined distillate base oils contain the highest levels of undesirable components, have the largest variation of hydrocarbon molecules and have shown the highest potential carcinogenic and mutagenic activities. Highly and severely refined distillate base oils are produced from unrefined and mildly refined oils by removing or transforming undesirable components. In comparison to unrefined and mildly refined base oils, the highly and severely refined distillate base oils have a smaller range of hydrocarbon molecules and have demonstrated very low mammalian toxicity. Mutagenicity and carcinogenicity testing of residual oils has been negative, supporting the belief that these materials lack biologically active components or the components are largely non-bioavailable due to their molecular size.</p> <p>Toxicity testing has consistently shown that lubricating base oils have low acute toxicities. Numerous tests have shown that a lubricating base oil's mutagenic and carcinogenic potential correlates with its 3-7 ring polycyclic aromatic compound (PAC) content, and the level of DMSO extractables (e.g. IP346 assay), both characteristics that are directly related to the degree/conditions of processing</p> <p>Skin irritating is not significant (CONCAWE) based on 14 tests on 10 CASs from the OLBO class (Other Lubricant Base Oils). Each study lasted for 24 hours, a period of time 6 times longer than the duration recommended by the OECD method).</p> <p>Eye irritation is not significant according to experimental data (CONCAWE studies) based on 9 "in vivo" tests on 7 CASs from the OLBO class(Other Lubricant Base Oils).</p> <p>Sensitisation: The substance does not cause the sensitization of the respiratory tract or of the skin. (CONCAWE studies based on 14 tests on 11 CASs from the OLBO class(Other Lubricant Base Oils))</p> <p>Germ cell mutagenicity: The tests performed within the "in vivo" studies regarding gene mutation at mice micronuclei indicated negative results (CONCAWE studies. AMES tests had negative results in 7 studies performed on 4 CASs from the OLBO class(Other Lubricant Base Oils)).</p> <p>Reproduction toxicity: Reproduction / development toxicity monitoring according to OECD 421 or 422 methods. CONCAWE tests gave negative results in oral gavage studies. Pre-birth studies regarding toxicity in the unborn foetus development process showed a maternal LOAEL (Lowest Observed Adverse Effect Level) of 125 mg/kg body/day, based on dermal irritation and a NOAEL (No Observable Adverse Effect Level) of 2000 mg/kg body/day, which shows that the substance is not toxic for reproduction.</p> <p>STOT (toxicity on specific target organs) – repeated exposure: Studies with short term repeated doses (28-day test) on rabbit skin indicated the NOAEL value of 1000 mg/kg. NOAEL for inhalation, local effects > 280 mg/m3 and for systemic effects NOAEL > 980 mg/m3.</p> <p>Sub-chronic toxicity 90-day study Dermal: NOAEL > 2000 mg/kg (CONCAWE studies). Repeat dose toxicity: Oral NOAEL for heavy paraffinic distillate aromatic extract could not be identified and is less than 125 mg/kg/day when administered orally. Inhalation The NOAEL for lung changes associated with oil deposition in the lungs was 220 mg/m3. As no systemic toxicity was observed, the overall NOAEL for systemic effects was > 980 mg/m3. Dermal In a 90 day subchronic dermal study, the administration of Light paraffinic distillate solvent extract had an adverse effect on survivability, body weights, organ weights (particularly the liver and thymus), and variety of haematology and serum chemistry parameters in exposed animals. Histopathological changes which were treatment-related were most prominent in the adrenals, bone marrow, kidneys, liver, lymph nodes, skin, stomach, and thymus. Based on the results of this study, the NOAEL for the test material is less than 30 mg/kg/day.</p> <p>Toxicity to reproduction: Mineral oil (a white mineral oil) caused no reproductive or developmental toxicity with 1 mL/kg/day (i.e., 1000 mg/kg/day) in an OECD 421 guideline study, but did cause mild to moderate skin irritation. Therefore, the reproductive/developmental NOAEL for this study is =1000 mg/kg/day and no LOAEL was determined.</p> <p>Developmental toxicity, teratogenicity: Heavy paraffinic distillate furfural extract produced maternal, reproductive and foetal toxicity. Maternal toxicity was exhibited as vaginal discharge (dose-related), body weight decrease, reduction in thymus weight and increase in liver weight (125 mg/kg/day and higher) and aberrant haematology and serum chemistry (125 and/or 500 mg/kg/day). Evidence of potential reproductive effects was shown by an increased number of dams with resorptions and intrauterine death. Distillate aromatic extract (DAE) was developmentally toxic regardless of exposure duration as indicated by increased resorptions and decreased foetal body weights. Furthermore, when exposures were increased to 1000 mg/kg/day and given only during gestation days 10 through 12, cleft palate and ossification delays were observed. Cleft palate was considered to indicate a potential teratogenic effect of DAE.</p> <p>The following Oil Industry Note (OIN) has been applied: OIN 8 - The classifications as a reproductive toxicant category 2; H361d (Suspected of damaging the unborn child) and specific target organ toxicant category 1; H372 (Causes damage to organs through prolonged or repeated exposure) need not apply if the substance is not classified as carcinogenic</p> <p>Toxicokinetics of lubricant base oils has been examined in rodents. Absorption of other lubricant base oils across the small intestine is related to carbon chain length; hydrocarbons with smaller chain length are more readily absorbed than hydrocarbons with a longer chain length. The majority of an oral dose of mineral hydrocarbon is not absorbed and is excreted unchanged in the faeces. Distribution of mineral hydrocarbons following absorption has been observed in liver, fat, kidney, brain and spleen. Excretion of absorbed mineral hydrocarbons occurs via the faeces and urine. Based on the pharmacokinetic parameters and disposition profiles, the data indicate inherent strain differences in the total systemic exposure (~4 fold greater systemic dose in F344 vs SD rats), rate of metabolism, and hepatic and lymph node retention of C26H52, which may be associated with the different strain sensitivities to the formation of liver granulomas and MLN histiocytosis.</p> <p>Highly and Severely Refined Distillate Base Oils Acute toxicity: Multiple studies of the acute toxicity of highly & severely refined base oils have been reported. Irrespective of the crude source or the method or extent of processing, the oral LD50s have been observed to be >5 g/kg (bw) and the dermal LD50s have ranged from >2 to >5g/kg (bw). The LC50 for inhalation toxicity ranged from 2.18 mg/l to > 4 mg/l. When tested for skin and eye irritation, the materials have been reported as "non-irritating" to "moderately irritating" Testing in guinea pigs for sensitization has been negative Repeat dose toxicity: . Several studies have been conducted with these oils. The weight of evidence from all available data on highly & severely refined base oils support the presumption that a distillate base oil's toxicity is inversely related to the degree of processing it receives. Adverse</p>

Meguiar's M44 - Heavy Duty Colour Restorer

	<p>effects have been reported with even the most severely refined white oils - these appear to depend on animal species and/ or the peculiarities of the study.</p> <ul style="list-style-type: none"> ▶ The granulomatous lesions induced by the oral administration of white oils are essentially foreign body responses. The lesions occur only in rats, of which the Fischer 344 strain is particularly sensitive, ▶ The testicular effects seen in rabbits after dermal administration of a highly to severely refined base oil were unique to a single study and may have been related to stress induced by skin irritation, and ▶ The accumulation of foamy macrophages in the alveolar spaces of rats exposed repeatedly via inhalation to high levels of highly to severely refined base oils is not unique to these oils, but would be seen after exposure to many water insoluble materials. <p>Reproductive and developmental toxicity: A highly refined base oil was used as the vehicle control in a one-generation reproduction study. The study was conducted according to the OECD Test Guideline 421. There was no effect on fertility and mating indices in either males or females. At necropsy, there were no consistent findings and organ weights and histopathology were considered normal by the study's authors. A single generation study in which a white mineral oil (a food/ drug grade severely refined base oil) was used as a vehicle control is reported. Two separate groups of pregnant rats were administered 5 ml/kg (bw)/day of the base oil via gavage, on days 6 through 19 of gestation. In one of the two base oil dose groups, three malformed fetuses were found among three litters. The study authors considered these malformations to be minor and within the normal ranges for the strain of rat.</p> <p>Genotoxicity: <i>In vitro</i> (mutagenicity): Several studies have reported the results of testing different base oils for mutagenicity using a modified Ames assay. Base oils with no or low concentrations of 3-7 ring PACs had low mutagenicity indices. <i>In vivo</i> (chromosomal aberrations): A total of seven base stocks were tested in male and female Sprague-Dawley rats using a bone marrow cytogenetics assay. The test materials were administered via gavage at dose levels ranging from 500 to 5000 mg/kg (bw). Dosing occurred for either a single day or for five consecutive days. None of the base oils produced a significant increase in aberrant cells.</p> <p>Carcinogenicity: Highly & severely refined base oils are not carcinogens, when given either orally or dermally. typical for isoparaaffinic hydrocarbons: isoparaaffinic hydrocarbon:</p>
NAPHTHA PETROLEUM, ISOPARAFFIN, HYDROTREATED	<p>for petroleum: Altered mental state, drowsiness, peripheral motor neuropathy, irreversible brain damage (so-called Petrol Sniffer's Encephalopathy), delirium, seizures, and sudden death have been reported from repeated overexposure to some hydrocarbon solvents, naphthas, and gasoline. This product may contain benzene which is known to cause acute myeloid leukaemia and n-hexane which has been shown to metabolize to compounds which are neuropathic. This product contains toluene. There are indications from animal studies that prolonged exposure to high concentrations of toluene may lead to hearing loss. This product contains ethyl benzene and naphthalene from which there is evidence of tumours in rodents.</p> <p>Carcinogenicity: Inhalation exposure to mice causes liver tumours, which are not considered relevant to humans. Inhalation exposure to rats causes kidney tumours which are not considered relevant to humans.</p> <p>Mutagenicity: There is a large database of mutagenicity studies on gasoline and gasoline blending streams, which use a wide variety of endpoints and give predominantly negative results. All <i>in vivo</i> studies in animals and recent studies in exposed humans (e.g. petrol service station attendants) have shown negative results in mutagenicity assays.</p> <p>Reproductive Toxicity: Repeated exposure of pregnant rats to high concentrations of toluene (around or exceeding 1000 ppm) can cause developmental effects, such as lower birth weight and developmental neurotoxicity, on the foetus. However, in a two-generation reproductive study in rats exposed to gasoline vapour condensate, no adverse effects on the foetus were observed.</p> <p>Human Effects: Prolonged/ repeated contact may cause defatting of the skin which can lead to dermatitis and may make the skin more susceptible to irritation and penetration by other materials. Lifetime exposure of rodents to gasoline produces carcinogenicity although the relevance to humans has been questioned. Gasoline induces kidney cancer in male rats as a consequence of accumulation of the alpha2-microglobulin protein in hyaline droplets in the male (but not female) rat kidney. Such abnormal accumulation represents lysosomal overload and leads to chronic renal tubular cell degeneration, accumulation of cell debris, mineralisation of renal medullary tubules and necrosis. A sustained regenerative proliferation occurs in epithelial cells with subsequent neoplastic transformation with continued exposure. The alpha2-microglobulin is produced under the influence of hormonal controls in male rats but not in females and, more importantly, not in humans.</p>
GLYCEROL	<p>For glycerol: Acute toxicity: Glycerol is of a low order of acute oral and dermal toxicity with LD50 values in excess of 4000 mg/kg bw. At very high dose levels, the signs of toxicity include tremor and hyperaemia of the gastro-intestinal tract. Skin and eye irritation studies indicate that glycerol has low potential to irritate the skin and the eye. The available human and animal data, together with the very widespread potential for exposure and the absence of case reports of sensitisation, indicate that glycerol is not a skin sensitizer.</p> <p>Repeat dose toxicity: Repeated oral exposure to glycerol does not induce adverse effects other than local irritation of the gastro-intestinal tract. The overall NOEL after prolonged treatment with glycerol is 10,000 mg/kg bw/day (20% in diet). At this dose level no systemic or local effects were observed. For inhalation exposure to aerosols, the NOAEC for local irritant effects to the upper respiratory tract is 165 mg/m3 and 662 mg/m3 for systemic effects.</p> <p>Genotoxicity: Glycerol is free from structural alerts, which raise concern for mutagenicity. Glycerol does not induce gene mutations in bacterial strains, chromosomal effects in mammalian cells or primary DNA damage <i>in vitro</i>. Results of a limited gene mutation test in mammalian cells were of uncertain biological relevance. <i>In vivo</i>, glycerol produced no statistically significant effect in a chromosome aberrations and dominant lethal study. However, the limited details provided and the absence of a positive control, prevent any reliable conclusions to be drawn from the <i>in vivo</i> data. Overall, glycerol is not considered to possess genotoxic potential.</p> <p>Carcinogenicity: The experimental data from a limited 2 year dietary study in the rat does not provide any basis for concerns in relation to carcinogenicity. Data from non-guideline studies designed to investigate tumour promotion activity in male mice suggest that oral administration of glycerol up to 20 weeks had a weak promotion effect on the incidence of tumour formation.</p> <p>Reproductive and developmental toxicity: No effects on fertility and reproductive performance were observed in a two generation study with glycerol administered by gavage (NOAEL 2000 mg/kg bw/day). No maternal toxicity or teratogenic effects were seen in the rat, mouse or rabbit at the highest dose levels tested in a guideline comparable teratogenicity study (NOEL 1180 mg/kg bw/day).</p>
N-METHYL-2-PYRROLIDONE	<p>for N-methyl-2-pyrrolidone (NMP): Acute toxicity: In rats, NMP is absorbed rapidly after inhalation, oral, and dermal administration, distributed throughout the organism, and eliminated mainly by hydroxylation to polar compounds, which are excreted via urine. About 80% of the administered dose is excreted as NMP and NMP metabolites within 24 h. A probably dose-dependent yellow coloration of the urine in rodents is observed. The major metabolite is 5-hydroxy-N-methyl-2-pyrrolidone. Studies in humans show comparable results. Dermal penetration through human skin has been shown to be very rapid. NMP is rapidly biotransformed by hydroxylation to 5-hydroxy-N-methyl-2-pyrrolidone, which is further oxidized to N-methylsuccinimide; this intermediate is further hydroxylated to 2-hydroxy-N-methylsuccinimide. These metabolites are all colourless. The excreted amounts of NMP metabolites in the urine after inhalation or oral intake represented about 100% and 65% of the administered doses, respectively. NMP has a low potential for skin irritation and a moderate potential for eye irritation in rabbits. Repeated daily doses of 450 mg/kg body weight administered to the skin caused painful and severe haemorrhage and eschar formation in rabbits. These adverse effects have not been seen in workers occupationally exposed to pure NMP, but they have been observed after dermal exposure to NMP used in cleaning processes. No sensitisation potential has been observed. In acute toxicity studies in rodents, NMP showed low toxicity. Uptake of oral, dermal, or inhaled acutely toxic doses causes functional disturbances and depressions in the central nervous system. Local irritation effects were observed in the respiratory tract when NMP was inhaled and in the pyloric and gastrointestinal tracts after oral administration. In humans, there was no irritative effect in the respiratory system after an 8-h exposure to 50 mg/m3. Repeat dose toxicity: There is no clear toxicity profile of NMP after multiple administration. In a 28-day dietary study in rats, a compound-related decrease in body weight gain was observed in males at 1234 mg/kg body weight and in females at 2268 mg/kg body weight. Testicular degeneration and atrophy in males and thymic atrophy in females were observed at these dose levels. The no-observed-adverse-effect level</p>

Meguiar's M44 - Heavy Duty Colour Restorer

(NOAEL) was 429 mg/kg body weight in males and 1548 mg/kg body weight in females. In a 28-day intubation study in rats, a dose-dependent increase in relative liver and kidney weights and a decrease in lymphocyte count in both sexes were observed at 1028 mg/kg body weight. The NOAEL in this study was 514 mg/kg body weight. In another rat study, daily dietary intake for 90 days caused decreased body weights at doses of 433 and 565 mg/kg body weight in males and females, respectively. There were also neurobehavioural effects at these dose levels. The NOAELs in males and females were 169 and 217 mg/kg body weight, respectively.

The toxicity profile after exposure to airborne NMP depends strongly on the ratio of vapour to aerosol and on the area of exposure (i.e., head-only or whole-body exposure). Because of higher skin absorption for the aerosol, uptake is higher in animals exposed to aerosol than in those exposed to vapour at similar concentrations. Studies in female rats exposed head only to 1000 mg/m³ showed only minor nasal irritation, but massive mortality and severe effects on major organs were observed when the females were whole-body exposed to the same concentration of coarse droplets at high relative humidity. Several studies in rats following repeated exposure to NMP at concentrations between 100 and 1000 mg/m³ have shown systemic toxicity effects at the lower dose levels. In most of the studies, the effects were not observed after a 4-week observation period.

In rats, exposure to 3000 mg NMP/m³ (head only) for 6 h/day, 5 days/week, for 13 weeks caused a decrease in body weight gain, an increase in erythrocytes, haemoglobin, haematocrit, and mean corpuscular volume, decreased absolute testis weight, and cell loss in the germinal epithelium of the testes. The NOAEL was 500 mg/m³.

There are no data in humans after repeated-dose exposure.

Carcinogenicity: NMP did not show any clear evidence for carcinogenicity in rats exposed to concentrations up to 400 mg/m³ in a long-term inhalation study.

Genotoxicity: The mutagenic potential of NMP is weak. Only a slight increase in the number of revertants was observed when tested in a *Salmonella* assay with base-pair substitution strains. NMP has been shown to induce aneuploidy in yeast *Saccharomyces cerevisiae* cells. No investigations regarding mutagenicity in humans were available.

Reproductive toxicity: In a two-generation reproduction study in rats, whole-body exposure of both males and females to 478 mg/m³ of NMP vapour for 6 h/day, 7 days/week, for a minimum of 100 days (pre-mating, mating, gestation, and lactation periods) resulted in a 7% decrease in fetal weight in the F1 offspring. A 4-11% transient, non-dose-dependent decrease was observed in the average pup weight at all exposure levels tested (41, 206, and 478 mg/m³).

Developmental toxicity: When NMP was administered dermally, developmental toxicity was registered in rats at 750 mg/kg body weight. The observed effects were increased preimplantation losses, decreased fetal weights, and delayed ossification. The NOAEL for both developmental effects and maternal toxicity (decreased body weight gain) was 237 mg/kg body weight.

Inhalation studies in rats (whole-body exposure) demonstrated developmental toxicity as increased preimplantation loss without significant effect on implantation rate or number of live fetuses at 680 mg/m³ and behavioural developmental toxicity at 622 mg/m³. In an inhalation study (whole-body exposure), the NOAEL for maternal effects was 100 mg/m³, and the NOAEL for developmental effects was 360 mg/m³.

A tolerable inhalation concentration, 0.3 mg/m³, based on mortality and organ damage, is expected to be protective against any possible reproductive toxicity. Similarly, an oral tolerable intake of 0.6 mg/kg body weight per day, based on a 90-day study, is expected to provide adequate protection against possible reproductive effects. Because of non-existent data on the exposure of the general population and very limited information on occupational exposure, no meaningful risk characterisation can be performed

DIETHYLENE GLYCOL
MONOETHYL ETHER

The material may produce moderate eye irritation leading to inflammation. Repeated or prolonged exposure to irritants may produce conjunctivitis.

The material may cause skin irritation after prolonged or repeated exposure and may produce a contact dermatitis (nonallergic). This form of dermatitis is often characterised by skin redness (erythema) and swelling epidermis. Histologically there may be intercellular oedema of the spongy layer (spongiosis) and intracellular oedema of the epidermis.

For diethylene glycol monoalkyl ethers and their acetates:

This category includes diethylene glycol ethyl ether (DGEE), diethylene glycol propyl ether (DGPE) diethylene glycol butyl ether (DGBE) and diethylene glycol hexyl ether (DGHE) and their acetates.

Acute toxicity: There are adequate oral, inhalation and/or dermal toxicity studies on the category members. Oral LD50 values in rats for all category members are all > 3000 mg/kg bw, with values generally decreasing with increasing molecular weight. Four to eight hour acute inhalation toxicity studies were conducted for all category members except DGPE in rats at the highest vapour concentrations achievable. No lethality was observed for any of these materials under these conditions. Dermal LD50 values in rabbits range from 2000 mg/kg bw (DGHE) to 15000 mg/kg bw (DGEEA). Signs of acute toxicity in rodents are consistent with non-specific CNS depression typical of organic solvents in general. All category members are slightly irritating to skin and slightly to moderately irritating to eyes (with the exception of DGHE, which is highly irritating to eyes). Sensitisation tests with DGEE, DGEEA, DGPE, DGBE and DGBEA in animals and/or humans were negative.

Repeat dose toxicity: Valid oral studies conducted using DGEE, DGPE, DGBEA, DGHE and the supporting chemical DGBE ranged in duration from 30 days to 2 years. Effects predominantly included kidney and liver toxicity, absolute and/or relative changes in organ weights, and some changes in haematological parameters. All effects were seen at doses greater than 800-1000 mg/kg bw/day from oral or dermal studies; no systemic effects were observed in inhalation studies with less than continuous exposure regimens.

Mutagenicity: DGEE, DGEEA, DGBE, DGBEA and DGHE generally tested negative for mutagenicity in *S. typhimurium* strains TA98, TA100, TA1535, TA1537 and TA1538 and DGBEA tested negative in *E. coli* WP2uvrA, with and without metabolic activation. *In vitro* cytogenetic and sister chromatid exchange assays with DGBE and DGHE in Chinese Hamster Ovary Cells with and without metabolic activation and *in vivo* micronucleus or cytogenetic tests with DGEE, DGBE and DGHE in rats and mice were negative, indicating that these diethylene glycol ethers are not likely to be genotoxic.

Reproductive and developmental toxicity: Reliable reproductive toxicity studies on DGEE, DGBE and DGHE show no effect on fertility at the highest oral doses tested (4,400 mg/kg/day for DGEE in the mouse and 1,000 mg/kg/day for DGBE and DGHE in the rat). The dermal NOAEL for reproductive toxicity in rats administered DGBE also was the highest dose tested (2,000 mg/kg/day). Although decreased sperm motility was noted in F1 mice treated with 4,400 mg/kg/day DGEE in drinking water for 14 weeks, sperm concentrations and morphology, histopathology of the testes and fertility were not affected. Results of the majority of adequate repeated dose toxicity studies in which reproductive organs were examined indicate that DGPE and DGBEA do not cause toxicity to reproductive organs (including the testes). Test material-related testicular toxicity was not noted in the majority of the studies with DGEE or DGEEA.

Results of the developmental toxicity studies conducted with DGEE, DGBE and DGHE are almost exclusively negative. In these studies, effects on the foetus are generally not observed (even at concentrations that produced maternal toxicity). Exposure to 102 ppm (560 mg/m³) DGEE by inhalation (maximal achievable vapour concentration) or 1385 mg/kg/day DGEE by the dermal route during gestation did not cause maternal or developmental toxicity in the rat. Maternal toxicity and teratogenesis were not observed in rabbits receiving up to 1000 mg/kg/day DGBE by the dermal route during gestation; however a transient decrease in body weight was observed, which reversed by Day 21. In the mouse, the only concentration of DGEE tested (3500 mg/kg/day by gavage) caused maternal, but no foetal toxicity. Also, whereas oral administration of 2050 mg/kg/day DGBE (gavage) to the mouse and 1000 mg/kg/day DGHE (dietary) caused maternal toxicity, these doses had no effect on the developing foetus

Meguiar's M44 - Heavy Duty
Colour Restorer & SILICA
AMORPHOUS,
DIATOMACEOUS EARTH &
TRIPOLI & NAPHTHA
PETROLEUM, ISOPARAFFIN,
HYDROTREATED

No significant acute toxicological data identified in literature search.

Meguiar's M44 - Heavy Duty
Colour Restorer & SILICA
AMORPHOUS,
DIATOMACEOUS EARTH &
SILICA AMORPHOUS

For silica amorphous:

When experimental animals inhale synthetic amorphous silica (SAS) dust, it dissolves in the lung fluid and is rapidly eliminated. If swallowed, the vast majority of SAS is excreted in the faeces and there is little accumulation in the body. Following absorption across the gut, SAS is eliminated via urine without modification in animals and humans. SAS is not expected to be broken down (metabolised) in mammals.

After ingestion, there is limited accumulation of SAS in body tissues and rapid elimination occurs. Intestinal absorption has not been calculated,

Meguiar's M44 - Heavy Duty Colour Restorer

	<p>but appears to be insignificant in animals and humans. SASs injected subcutaneously are subjected to rapid dissolution and removal. There is no indication of metabolism of SAS in animals or humans based on chemical structure and available data. In contrast to crystalline silica, SAS is soluble in physiological media and the soluble chemical species that are formed are eliminated via the urinary tract without modification. Both the mammalian and environmental toxicology of SASs are significantly influenced by the physical and chemical properties, particularly those of solubility and particle size. SAS has no acute intrinsic toxicity by inhalation. Adverse effects, including suffocation, that have been reported were caused by the presence of high numbers of respirable particles generated to meet the required test atmosphere. These results are not representative of exposure to commercial SASs and should not be used for human risk assessment. Though repeated exposure of the skin may cause dryness and cracking, SAS is not a skin or eye irritant, and it is not a sensitiser.</p> <p>Repeated-dose and chronic toxicity studies confirm the absence of toxicity when SAS is swallowed or upon skin contact.</p> <p>Long-term inhalation of SAS caused some adverse effects in animals (increases in lung inflammation, cell injury and lung collagen content), all of which subsided after exposure.</p> <p>Numerous repeated-dose, subchronic and chronic inhalation toxicity studies have been conducted with SAS in a number of species, at airborne concentrations ranging from 0.5 mg/m3 to 150 mg/m3. Lowest-observed adverse effect levels (LOAELs) were typically in the range of 1 to 50 mg/m3. When available, the no-observed adverse effect levels (NOAELs) were between 0.5 and 10 mg/m3. The difference in values may be explained by different particle size, and therefore the number of particles administered per unit dose. In general, as particle size decreases so does the NOAEL/LOAEL.</p> <p>Neither inhalation nor oral administration caused neoplasms (tumours). SAS is not mutagenic in vitro. No genotoxicity was detected in in vivo assays. SAS does not impair development of the foetus. Fertility was not specifically studied, but the reproductive organs in long-term studies were not affected.</p> <p>In humans, SAS is essentially non-toxic by mouth, skin or eyes, and by inhalation. Epidemiology studies show little evidence of adverse health effects due to SAS. Repeated exposure (without personal protection) may cause mechanical irritation of the eye and drying/cracking of the skin. There is no evidence of cancer or other long-term respiratory health effects (for example, silicosis) in workers employed in the manufacture of SAS. Respiratory symptoms in SAS workers have been shown to correlate with smoking but not with SAS exposure, while serial pulmonary function values and chest radiographs are not adversely affected by long-term exposure to SAS.</p>		
DISTILLATES, PETROLEUM, MIDDLE, HYDROTREATED & NAPHTHA PETROLEUM, ISOPARAFFIN, HYDROTREATED	<p>Studies indicate that normal, branched and cyclic paraffins are absorbed from the mammalian gastrointestinal tract and that the absorption of n-paraffins is inversely proportional to the carbon chain length,with little absorption above C30. With respect to the carbon chain lengths likely to be present in mineral oil, n-paraffins may be absorbed to a greater extent than iso- or cyclo-paraffins.</p> <p>The major classes of hydrocarbons have been shown to be well absorbed by the gastrointestinal tract in various species. In many cases, the hydrophobic hydrocarbons are ingested in association with dietary lipids. The dependence of hydrocarbon absorption on concomitant triglyceride digestion and absorption,is known as the "hydrocarbon continuum hypothesis", and asserts that a series of solubilising phases in the intestinal lumen, created by dietary triglycerides and their digestion products, afford hydrocarbons a route to the lipid phase of the intestinal absorptive cell (enterocyte) membrane. While some hydrocarbons may traverse the mucosal epithelium unmetabolised and appear as solutes in lipoprotein particles in intestinal lymph, there is evidence that most hydrocarbons partially separate from nutrient lipids and undergo metabolic transformation in the enterocyte. The enterocyte may play a major role in determining the proportion of an absorbed hydrocarbon that, by escaping initial biotransformation, becomes available for deposition in its unchanged form in peripheral tissues such as adipose tissue, or in the liver.</p>		
GLYCEROL & N-METHYL-2-PYRROLIDONE	<p>Asthma-like symptoms may continue for months or even years after exposure to the material ceases. This may be due to a non-allergenic condition known as reactive airways dysfunction syndrome (RADS) which can occur following exposure to high levels of highly irritating compound. Key criteria for the diagnosis of RADS include the absence of preceding respiratory disease, in a non-atopic individual, with abrupt onset of persistent asthma-like symptoms within minutes to hours of a documented exposure to the irritant. A reversible airflow pattern, on spirometry, with the presence of moderate to severe bronchial hyperreactivity on methacholine challenge testing and the lack of minimal lymphocytic inflammation, without eosinophilia, have also been included in the criteria for diagnosis of RADS. RADS (or asthma) following an irritating inhalation is an infrequent disorder with rates related to the concentration of and duration of exposure to the irritating substance. Industrial bronchitis, on the other hand, is a disorder that occurs as result of exposure due to high concentrations of irritating substance (often particulate in nature) and is completely reversible after exposure ceases. The disorder is characterised by dyspnea, cough and mucus production.</p>		
Acute Toxicity	✗	Carcinogenicity	✓
Skin Irritation/Corrosion	✓	Reproductivity	✓
Serious Eye Damage/Irritation	✓	STOT - Single Exposure	✗
Respiratory or Skin sensitisation	✗	STOT - Repeated Exposure	✓
Mutagenicity	✓	Aspiration Hazard	✓

Legend: **×** – Data either not available or does not fill the criteria for classification
✓ – Data available to make classification

SECTION 12 ECOLOGICAL INFORMATION

Toxicity

Meguiar's M44 - Heavy Duty Colour Restorer	ENDPOINT	TEST DURATION (HR)	SPECIES	VALUE	SOURCE
	Not Available	Not Available	Not Available	Not Available	Not Available
silica amorphous, diatomaceous earth	ENDPOINT	TEST DURATION (HR)	SPECIES	VALUE	SOURCE
	Not Available	Not Available	Not Available	Not Available	Not Available
tripoli	ENDPOINT	TEST DURATION (HR)	SPECIES	VALUE	SOURCE
	Not Available	Not Available	Not Available	Not Available	Not Available
silica amorphous	ENDPOINT	TEST DURATION (HR)	SPECIES	VALUE	SOURCE
	LC50	96	Fish	1-289.09mg/L	2
	EC50	48	Crustacea	ca.7600mg/L	1
	EC50	72	Algae or other aquatic plants	440mg/L	1
	NOEC	720	Crustacea	34.223mg/L	2

Meguiar's M44 - Heavy Duty Colour Restorer

distillates, petroleum, middle, hydrotreated	ENDPOINT	TEST DURATION (HR)	SPECIES	VALUE	SOURCE
	LC50	96	Fish	1.13mg/L	2
	EC50	48	Crustacea	2mg/L	2
	EC50	72	Algae or other aquatic plants	1.714mg/L	2
	NOEC	48	Crustacea	=10mg/L	1
naphtha petroleum, isoparaffin, hydrotreated	ENDPOINT	TEST DURATION (HR)	SPECIES	VALUE	SOURCE
	LC50	96	Fish	4.1mg/L	2
	EC50	48	Crustacea	4.5mg/L	2
	EC50	72	Algae or other aquatic plants	>1-mg/L	2
glycerol	ENDPOINT	TEST DURATION (HR)	SPECIES	VALUE	SOURCE
	LC50	96	Fish	>0.011-mg/L	2
	EC50	96	Algae or other aquatic plants	77712.039mg/L	3
N-methyl-2-pyrrolidone	ENDPOINT	TEST DURATION (HR)	SPECIES	VALUE	SOURCE
	LC50	96	Fish	464mg/L	1
	EC50	48	Crustacea	ca.4897mg/L	1
	EC50	72	Algae or other aquatic plants	>500mg/L	2
	EC0	24	Crustacea	>1-mg/L	2
	NOEC	504	Crustacea	12.5mg/L	2
diethylene glycol monoethyl ether	ENDPOINT	TEST DURATION (HR)	SPECIES	VALUE	SOURCE
	LC50	96	Fish	ca.6-10mg/L	2
	EC50	48	Crustacea	ca.7-611mg/L	2
	EC50	72	Algae or other aquatic plants	14-861mg/L	2
	EC10	168	Crustacea	7.38mg/L	2
	NOEC	96	Algae or other aquatic plants	>100mg/L	2
Legend: Extracted from 1. IUCLID Toxicity Data 2. Europe ECHA Registered Substances - Ecotoxicological Information - Aquatic Toxicity 3. EPIWIN Suite V3.12 (QSAR) - Aquatic Toxicity Data (Estimated) 4. US EPA, Ecotox database - Aquatic Toxicity Data 5. ECETOC Aquatic Hazard Assessment Data 6. NITE (Japan) - Bioconcentration Data 7. METI (Japan) - Bioconcentration Data 8. Vendor Data					

For hydrocarbons:

Environmental fate:

The lower molecular weight hydrocarbons are expected to form a "slick" on the surface of waters after release in calm sea conditions. This is expected to evaporate and enter the atmosphere where it will be degraded through reaction with hydroxy radicals.

Some hydrocarbon will become associated with benthic sediments, and it is likely to be spread over a fairly wide area of sea floor. Marine sediments may be either aerobic or anaerobic. The material, in probability, is biodegradable, under aerobic conditions (isomerised olefins and alkenes show variable results). Evidence also suggests that the hydrocarbons may be degradable under anaerobic conditions although such degradation in benthic sediments may be a relatively slow process.

Under aerobic conditions hydrocarbons degrade to water and carbon dioxide, while under anaerobic processes they produce water, methane and carbon dioxide.

Alkenes have low log octanol/water partition coefficients (Kow) of about 1 and estimated bioconcentration factors (BCF) of about 10; aromatics have intermediate values (log Kow values of 2-3 and BCF values of 20-200), while C5 and greater alkanes have fairly high values (log Kow values of about 3-4.5 and BCF values of 100-1,500).

The estimated volatilisation half-lives for alkanes and benzene, toluene, ethylbenzene, xylene (BTEX) components were predicted as 7 days in ponds, 1.5 days in rivers, and 6 days in lakes. The volatilisation rate of naphthalene and its substituted derivatives were estimated to be slower.

Indigenous microbes found in many natural settings (e.g., soils, groundwater, ponds) have been shown to be capable of degrading organic compounds. Unlike other fate processes that disperse contaminants in the environment, biodegradation can eliminate the contaminants without transferring them across media.

The final products of microbial degradation are carbon dioxide, water, and microbial biomass. The rate of hydrocarbon degradation depends on the chemical composition of the product released to the environment as well as site-specific environmental factors. Generally the straight chain hydrocarbons and the aromatics are degraded more readily than the highly branched aliphatic compounds. The n-alkanes, n-alkyl aromatics, and the aromatics in the C10-C22 range are the most readily biodegradable; n-alkanes, n-alkyl aromatics, and aromatics in the C5-C9 range are biodegradable at low concentrations by some microorganisms, but are generally preferentially removed by volatilisation and thus are unavailable in most environments; n-alkanes in the C1-C4 ranges are biodegradable only by a narrow range of specialised hydrocarbon degraders; and n-alkanes, n-alkyl aromatics, and aromatics above C22 are generally not available to degrading microorganisms. Hydrocarbons with condensed ring structures, such as PAHs with four or more rings, have been shown to be relatively resistant to biodegradation. PAHs with only 2 or 3 rings (e.g., naphthalene, anthracene) are more easily biodegraded. In almost all cases, the presence of oxygen is essential for effective biodegradation of oil. The ideal pH range to promote biodegradation is close to neutral (6-8). For most species, the optimal pH is slightly alkaline, that is, greater than 7. All biological transformations are affected by temperature. Generally, as the temperature increases, biological activity tends to increase up to a temperature where enzyme denaturation occurs.

Atmospheric fate: Alkanes, isoalkanes, and cycloalkanes have half-lives on the order of 1-10 days, whereas alkenes, cycloalkenes, and substituted benzenes have half-lives of 1 day or less. Photochemical oxidation products include aldehydes, hydroxy compounds, nitro compounds, and peroxyacyl nitrates. Alkenes, certain substituted aromatics, and naphthalene are potentially susceptible to direct photolysis.

Ecotoxicity:

Hydrocarbons are hydrophobic (high log Kow and low water solubility). Such substances produce toxicity in aquatic organisms by a mechanism referred to as "non-polar narcosis" or "baseline" toxicity. The hydrophobicity increases and water solubility decreases with increasing carbon number for a particular class of hydrocarbon. Substances with the same carbon number show increased hydrophobicity and decreased solubility with increasing saturation. Quantitative structure activity relationships (QSAR), relating both solubility and toxicity to Kow predict that the water solubility of single chemical substances decreases more rapidly with increasing Kow than does the acute toxicity.

Based on test results, as well as theoretical considerations, the potential for bioaccumulation may be high. Toxic effects are often observed in species such as blue mussel, daphnia, freshwater green algae, marine copepods and amphipods.

The values of log Kow for individual hydrocarbons increase with increasing carbon number within homologous series of generic types. Quantitative structure activity relationships (QSAR), relating log Kow values of single hydrocarbons to toxicity, show that water solubility decreases more rapidly with increasing Kow than does the concentration causing effects. This relationship varies somewhat with species of hydrocarbon, but it follows that there is a log Kow limit for hydrocarbons, above which, they will not exhibit acute toxicity; this limit is at a log Kow value of about 4 to 5. It has been confirmed experimentally that for fish and invertebrates, paraffinic hydrocarbons with a carbon number of 10 or higher (log Kow >5) show no acute toxicity and that alkylbenzenes with a carbon number of 14 or greater (log Kow >5) similarly show no acute toxicity.

QSAR equations for chronic toxicity also suggest that there should be a point where hydrocarbons with high log Kow values become so insoluble in water that they will not cause chronic toxicity, that is, that there is also a solubility cut-off for chronic toxicity. Thus, paraffinic hydrocarbons with carbon numbers of greater than 14 (log Kow >7.3) should show no measurable chronic toxicity. Experimental support for this cut-off is demonstrated by chronic toxicity studies on lubricant base oils and one "heavy" solvent grade (substances composed of paraffins of C20 and greater) which show no effects after exposures to concentrations well above solubility.

Continued...

Meguiar's M44 - Heavy Duty Colour Restorer

The initial criteria for classification of substances as dangerous to the aquatic environment are based upon acute toxicity data in fish, daphnids and algae. However, for substances that have low solubility and show no acute toxicity, the possibility of a long-term or chronic hazard to the environment is recognised in the R53 phrase or so-called "safety net". The R53 assignment for possible long-term harm is a surrogate for chronic toxicity test results and is triggered by substances that are both bioaccumulative and persistent. The indicators of bioaccumulation and persistence are taken as a BCF > 100 (or log Kow > 3 if no BCF data) and lack of ready biodegradability. For low solubility substances which have direct chronic toxicity data demonstrating no chronic toxicity at 1 mg/L or higher, these data take precedence such that no classification for long term toxicity is required.

Drinking Water Standards: hydrocarbon total: 10 ug/l (UK max.).

For silica amorphous:

Amorphous silica is chemically and biologically inert. It is not biodegradable. Due to its insolubility in water there is a separation at every filtration and sedimentation process.]

Crystalline and/or amorphous silicas are ubiquitous on the earth in soils and sediments, and in living organisms (e.g. diatoms), but only the dissolved form is bioavailable. On a global scale, the level of man-made synthetic amorphous silicas (SAS) represents up to 2.4% of the dissolved silica naturally present in the aquatic environment. The rate of SAS released into the environment during the product life cycle is negligible in comparison with the natural flux of silica in the environment

Untreated SASs have a relatively low water solubility of 1.91 to 2.51 mmol/l (114 - 151 mg/l) and an extremely low vapour pressure (e.g. < 10⁻³ Pa at 20° C for Aerosil R972). On the basis of these properties it is expected that SAS released into the environment will be distributed mainly into soil/sediment, slightly into water, and probably not at all into air.

With surface-treated SASs, the addition of organosilicon compounds increases the hydrophobicity. Consequently, the water solubility is lower than that of untreated silica. The vapour pressure remains extremely low. Due to the presence of organic substances such as surfactants, salts, acids and alkalis in the environment, it is expected that surface-treated silica will be wetted and then adsorbed onto soils or sediments.

SAS is regarded as an inert substance and is not expected to undergo any transformation in the atmospheric or terrestrial compartment, apart from dissolution by water.

Biodegradability in sewage treatment plant or in surface water is not applicable to inorganic substances like SAS. Therefore the biodegradation endpoint has limited relevance for SAS.

In surface modified SASs, the most common treating agents are organosilicon compounds and these generally represent less than 5% of the material. Biodegradation in sewage treatment plant or in surface water is not expected. Some biodegradation in soil may occur by analogy with the behaviour of linear polydimethylsiloxane in this compartment

Ecotoxicity:

Based on available data, SAS is not toxic to environmental organisms (apart from physical desiccation in insects). SAS presents a low risk for adverse effects to the environment.

When hydrophilic SASs (Aerosil 200 and Ultrasil VN3; purity 100% and 98%, respectively), were tested for their acute toxicity to fish and crustaceans, the LC50 and EC50 values were higher than 10,000 mg/l and 1,000 mg/l, respectively.

The zebra fish (*Brachydanio rerio*) test was performed with SAS in suspension, due to the insolubility of the SAS. No mortality was observed for the fish after 96 hours of exposure at 1,000 mg/l and 10,000 mg/l. The test media remained turbid throughout the test, indicating that the limit of solubility of the product was exceeded.

With the water flea (*Daphnia magna*), SAS suspensions exceeding the limit of solubility were tested.; some immobilisation was observed. However, no significant immobilisation was observed when a solution filtered through microfibre glass filter was tested. The observed effects were likely caused by physical hampering of the *Daphnia* due to the presence of undissolved particles.

A surface-treated SAS (Aerosil R974; 99.9% pure) was tested on fish and crustaceans. The LC50 to fish and EC50 to *Daphnia* were found to be higher than 10,000 mg/l and 1,000 mg/l, respectively

The EC50 to algae was found to be higher than 10,000 mg/l filtered suspension The actual dissolved concentrations were not determined. There was no inhibition of the biomass or of the growth rate with the 10,000 mg/l filtered suspension.

The antibacterial effect of pressed and unpressed high purity SAS (Aerosil, unspecified) (0.2 g silica + 0.15 ml bacteria strain suspension) kept at 22 C has been investigated (SAS is sometimes pressed to remove air before transportation). The following micro-organisms were studied: *Escherichia coli*, *Proteus* sp., *Pseudomonas aeruginosa*, *Aerobacter aerogenes*, *Micrococcus pyrogenes aureus*, *Streptococcus faecalis*, *Streptococcus pyrogenes humans*, *Corynebacterium diphtheria*, *Candida albicans* and *Bacillus subtilis*. The SAS was contaminated either by hand contact, by saliva droplets or by contact with the atmosphere. Rodshaped gram-negative organisms (*Escherichia coli*, *Bacterium proteus*, *Pseudomonas aeruginosa*

and *Aerobacter aerogenes*) died between 6 hours and 3 days in contact with unpressed SAS. Gram-positive micro-organisms were somewhat more resistant. In addition, the tests demonstrated that survival of bacteria was shorter in unpressed than in pressed SAS.

For silica:

The literature on the fate of silica in the environment concerns dissolved silica in the aquatic environment, irrespective of its origin (man-made or natural), or structure (crystalline or amorphous). Indeed, once released and dissolved into the environment no distinction can be made between the initial forms of silica. At normal environmental pH, dissolved silica exists exclusively as monosilicic acid [Si(OH)₄]. At pH 9.4 the solubility of amorphous silica is about 120 mg SiO₂/l. Quartz has a solubility of only 6 mg/l, but its rate of dissolution is so slow at ordinary temperature and pressure that the solubility of amorphous silica represents the upper limit of dissolved silica concentration in natural waters. Moreover, silicic acid is the bioavailable form for aquatic organisms and it plays an important role in the biogeochemical cycle of Si, particularly in the oceans.

In the oceans, the transfer of dissolved silica from the marine hydrosphere to the biosphere initiates the global biological silicon cycle. Marine organisms such as diatoms, silicoflagellates and radiolarians build up their skeletons by taking up silicic acid from seawater. After these organisms die, the biogenic silica accumulated in them partly dissolves.

The portion of the biogenic silica that does not dissolve settles and ultimately reaches the sediment. The transformation of opal (amorphous biogenic silica) deposits in sediments through diagenetic processes allows silica to re-enter the geological cycle. Silica is labile between the water and sediment interface.

Ecotoxicity:

Fish LC50 (96 h): *Brachydanio rerio* >10000 mg/l; zebra fish >10000 mg/l

Daphnia magna EC50 (24 h): >1000 mg/l; LC50 924 h): >10000 mg/l

DO NOT discharge into sewer or waterways.

Persistence and degradability

Ingredient	Persistence: Water/Soil	Persistence: Air
silica amorphous	LOW	LOW
glycerol	LOW	LOW
N-methyl-2-pyrrolidone	LOW	LOW
diethylene glycol monoethyl ether	LOW (Half-life = 56 days)	LOW (Half-life = 0.93 days)

Bioaccumulative potential

Ingredient	Bioaccumulation
silica amorphous	LOW (LogKOW = 0.5294)
glycerol	LOW (LogKOW = -1.76)
N-methyl-2-pyrrolidone	LOW (BCF = 0.16)
diethylene glycol monoethyl ether	LOW (LogKOW = -0.54)

Mobility in soil

Ingredient	Mobility
silica amorphous	LOW (KOC = 23.74)
glycerol	HIGH (KOC = 1)
N-methyl-2-pyrrolidone	LOW (KOC = 20.94)
diethylene glycol monoethyl ether	HIGH (KOC = 1)

Meguiar's M44 - Heavy Duty Colour Restorer

SECTION 13 DISPOSAL CONSIDERATIONS

Waste treatment methods

Product / Packaging disposal	<ul style="list-style-type: none"> Containers may still present a chemical hazard/ danger when empty. Return to supplier for reuse/ recycling if possible. <p>Otherwise:</p> <ul style="list-style-type: none"> If container can not be cleaned sufficiently well to ensure that residuals do not remain or if the container cannot be used to store the same product, then puncture containers, to prevent re-use, and bury at an authorised landfill. Where possible retain label warnings and SDS and observe all notices pertaining to the product. <p>Legislation addressing waste disposal requirements may differ by country, state and/ or territory. Each user must refer to laws operating in their area. In some areas, certain wastes must be tracked.</p> <p>A Hierarchy of Controls seems to be common - the user should investigate:</p> <ul style="list-style-type: none"> Reduction Reuse Recycling Disposal (if all else fails) <p>This material may be recycled if unused, or if it has not been contaminated so as to make it unsuitable for its intended use. If it has been contaminated, it may be possible to reclaim the product by filtration, distillation or some other means. Shelf life considerations should also be applied in making decisions of this type. Note that properties of a material may change in use, and recycling or reuse may not always be appropriate.</p> <ul style="list-style-type: none"> DO NOT allow wash water from cleaning or process equipment to enter drains. It may be necessary to collect all wash water for treatment before disposal. In all cases disposal to sewer may be subject to local laws and regulations and these should be considered first. Where in doubt contact the responsible authority. Recycle wherever possible or consult manufacturer for recycling options. Consult State Land Waste Authority for disposal. Bury or incinerate residue at an approved site. Recycle containers if possible, or dispose of in an authorised landfill.
------------------------------	---

SECTION 14 TRANSPORT INFORMATION

Labels Required

Marine Pollutant	NO
HAZCHEM	Not Applicable

Land transport (ADG): NOT REGULATED FOR TRANSPORT OF DANGEROUS GOODS

Air transport (ICAO-IATA / DGR): NOT REGULATED FOR TRANSPORT OF DANGEROUS GOODS

Sea transport (IMDG-Code / GGVSee): NOT REGULATED FOR TRANSPORT OF DANGEROUS GOODS

Transport in bulk according to Annex II of MARPOL and the IBC code

Not Applicable

SECTION 15 REGULATORY INFORMATION

Safety, health and environmental regulations / legislation specific for the substance or mixture

SILICA AMORPHOUS, DIATOMACEOUS EARTH IS FOUND ON THE FOLLOWING REGULATORY LISTS

Australia Exposure Standards

TRIPOLI IS FOUND ON THE FOLLOWING REGULATORY LISTS

Australia Hazardous Chemical Information System (HCIS) - Hazardous Chemicals

Australia Inventory of Chemical Substances (AICS)

SILICA AMORPHOUS IS FOUND ON THE FOLLOWING REGULATORY LISTS

Australia Exposure Standards

Australia Standard for the Uniform Scheduling of Medicines and Poisons (SUSMP) - Schedule 4

Australia Hazardous Chemical Information System (HCIS) - Hazardous Chemicals

GESAMP/EHS Composite List - GESAMP Hazard Profiles

Australia Inventory of Chemical Substances (AICS)

International Agency for Research on Cancer (IARC) - Agents Classified by the IARC Monographs

Australia Standard for the Uniform Scheduling of Medicines and Poisons (SUSMP) - Schedule 10 / Appendix C

International WHO List of Proposed Occupational Exposure Limit (OEL) Values for Manufactured Nanomaterials (MNMS)

DISTILLATES, PETROLEUM, MIDDLE, HYDROTREATED IS FOUND ON THE FOLLOWING REGULATORY LISTS

Australia Exposure Standards

IMO Provisional Categorization of Liquid Substances - List 2: Pollutant only mixtures containing at least 99% by weight of components already assessed by IMO

Australia Hazardous Chemical Information System (HCIS) - Hazardous Chemicals

International Agency for Research on Cancer (IARC) - Agents Classified by the IARC Monographs

Australia Inventory of Chemical Substances (AICS)

International FOSFA List of Banned Immediate Previous Cargoes

Australia Standard for the Uniform Scheduling of Medicines and Poisons (SUSMP) - Schedule 5

NAPHTHA PETROLEUM, ISOPARAFFIN, HYDROTREATED IS FOUND ON THE FOLLOWING REGULATORY LISTS

Meguiar's M44 - Heavy Duty Colour Restorer

Australia Dangerous Goods Code (ADG Code) - Dangerous Goods List
 Australia Dangerous Goods Code (ADG Code) - List of Emergency Action Codes
 Australia Exposure Standards
 Australia Hazardous Chemical Information System (HCIS) - Hazardous Chemicals
 Australia Inventory of Chemical Substances (AICS)
 Australia Standard for the Uniform Scheduling of Medicines and Poisons (SUSMP) - Schedule 5

IMO Provisional Categorization of Liquid Substances - List 2: Pollutant only mixtures containing at least 99% by weight of components already assessed by IMO
 International Agency for Research on Cancer (IARC) - Agents Classified by the IARC Monographs
 International Air Transport Association (IATA) Dangerous Goods Regulations
 International FOSFA List of Banned Immediate Previous Cargoes
 International Maritime Dangerous Goods Requirements (IMDG Code)
 United Nations Recommendations on the Transport of Dangerous Goods Model Regulations

GLYCEROL IS FOUND ON THE FOLLOWING REGULATORY LISTS

Australia Exposure Standards
 Australia Inventory of Chemical Substances (AICS)
 GESAMP/EHS Composite List - GESAMP Hazard Profiles

IMO IBC Code Chapter 17: Summary of minimum requirements
 IMO IBC Code Chapter 18: List of products to which the Code does not apply
 IMO MARPOL 73/78 (Annex II) - List of Other Liquid Substances

N-METHYL-2-PYRROLIDONE IS FOUND ON THE FOLLOWING REGULATORY LISTS

Australia Exposure Standards
 Australia Hazardous Chemical Information System (HCIS) - Hazardous Chemicals
 Australia Inventory of Chemical Substances (AICS)
 Australia Standard for the Uniform Scheduling of Medicines and Poisons (SUSMP) - Schedule 5

Australia Standard for the Uniform Scheduling of Medicines and Poisons (SUSMP) - Schedule 6
 GESAMP/EHS Composite List - GESAMP Hazard Profiles
 IMO IBC Code Chapter 17: Summary of minimum requirements
 IMO MARPOL (Annex II) - List of Noxious Liquid Substances Carried in Bulk

DIETHYLENE GLYCOL MONOETHYL ETHER IS FOUND ON THE FOLLOWING REGULATORY LISTS

Australia Inventory of Chemical Substances (AICS)
 GESAMP/EHS Composite List - GESAMP Hazard Profiles
 IMO IBC Code Chapter 17: Summary of minimum requirements

IMO MARPOL (Annex II) - List of Noxious Liquid Substances Carried in Bulk
 IMO MARPOL 73/78 (Annex II) - List of Other Liquid Substances
 IMO Provisional Categorization of Liquid Substances - List 2: Pollutant only mixtures containing at least 99% by weight of components already assessed by IMO

National Inventory Status

National Inventory	Status
Australia - AICS	No (silica amorphous, diatomaceous earth)
Canada - DSL	No (silica amorphous, diatomaceous earth; tripoli)
Canada - NDSL	No (tripoli; glycerol; naphtha petroleum, isoparaffin, hydrotreated; distillates, petroleum, middle, hydrotreated; N-methyl-2-pyrrolidone; diethylene glycol monoethyl ether)
China - IECSC	Yes
Europe - EINEC / ELINCS / NLP	No (silica amorphous, diatomaceous earth; tripoli)
Japan - ENCS	No (silica amorphous, diatomaceous earth; tripoli; naphtha petroleum, isoparaffin, hydrotreated; distillates, petroleum, middle, hydrotreated)
Korea - KECI	Yes
New Zealand - NZIoC	Yes
Philippines - PICCS	Yes
USA - TSCA	No (tripoli)
Taiwan - TCSI	Yes
Mexico - INSQ	No (tripoli)
Vietnam - NCI	Yes
Russia - ARIPS	No (tripoli)
Legend:	Yes = All CAS declared ingredients are on the inventory No = One or more of the CAS listed ingredients are not on the inventory and are not exempt from listing(see specific ingredients in brackets)

SECTION 16 OTHER INFORMATION

Revision Date	01/11/2019
Initial Date	01/11/2009

SDS Version Summary

Version	Issue Date	Sections Updated
5.1.1.1	05/09/2019	One-off system update. NOTE: This may or may not change the GHS classification, Physical Properties
6.1.1.1	01/11/2019	One-off system update. NOTE: This may or may not change the GHS classification

Other information

Classification of the preparation and its individual components has drawn on official and authoritative sources as well as independent review by the Chemwatch Classification committee using available literature references.

The SDS is a Hazard Communication tool and should be used to assist in the Risk Assessment. Many factors determine whether the reported Hazards are Risks in the workplace or other settings. Risks may be determined by reference to Exposures Scenarios. Scale of use, frequency of use and current or available engineering controls must be considered.

Definitions and abbreviations

PC—TWA: Permissible Concentration-Time Weighted Average
 PC—STEL: Permissible Concentration-Short Term Exposure Limit
 IARC: International Agency for Research on Cancer
 ACGIH: American Conference of Governmental Industrial Hygienists
 STEL: Short Term Exposure Limit

Meguiar's M44 - Heavy Duty Colour Restorer

TEEL: Temporary Emergency Exposure Limit.
IDLH: Immediately Dangerous to Life or Health Concentrations
OSF: Odour Safety Factor
NOAEL :No Observed Adverse Effect Level
LOAEL: Lowest Observed Adverse Effect Level
TLV: Threshold Limit Value
LOD: Limit Of Detection
OTV: Odour Threshold Value
BCF: BioConcentration Factors
BEI: Biological Exposure Index

This document is copyright.

Apart from any fair dealing for the purposes of private study, research, review or criticism, as permitted under the Copyright Act, no part may be reproduced by any process without written permission from CHEMWATCH.

TEL (+61 3) 9572 4700.